

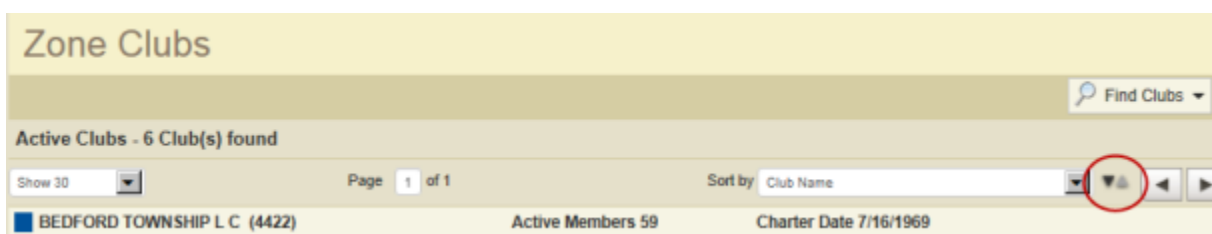
Lions Clubs International MyLCI Club Viewing Frequently Asked Questions



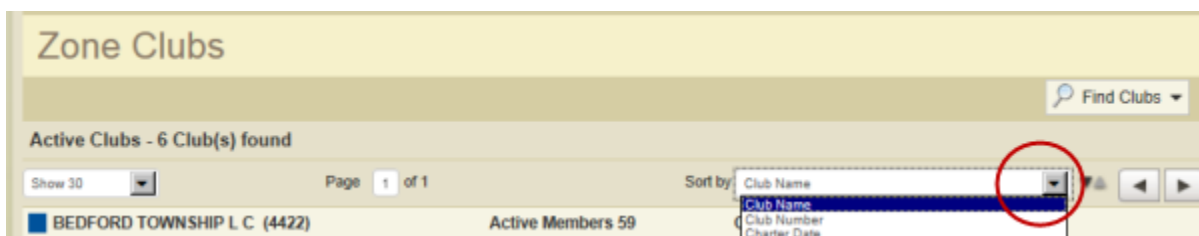
Frequently Asked Questions

Q: How do I change the sort order of the clubs?

A: The sort order of the clubs on both the Region Clubs and the Zone Clubs pages can be changed by clicking the Sort by ascending or descending arrow.

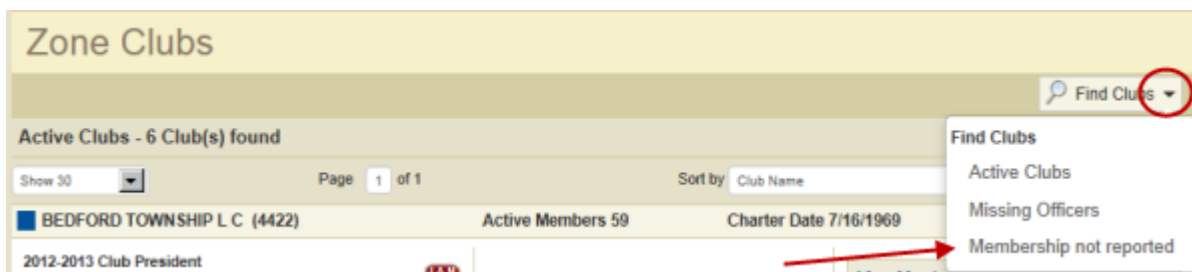


The sort criteria can be changed by clicking the Sort by drop down list arrow.



Q: How do I find a club's reporting history?

A: A club's reporting history is available on both the Region Clubs and the Zone Clubs page. From the Find Clubs drop down list, select the Membership not reported link.



Lions Clubs International

MyLCI Club Viewing

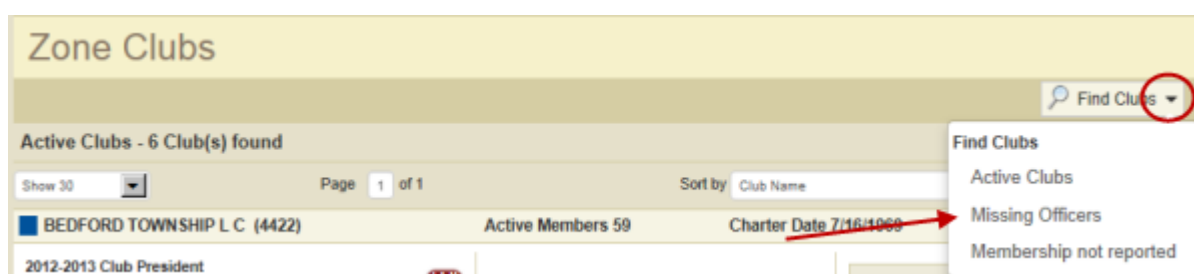
Frequently Asked Questions



An individual club's reporting history is also available as a report. From the My Lions Club menu, select Reports. From the Reports page for the club select the Membership Reporting History report.

Q: How do I find clubs with missing officers?

A: The sort order of the clubs on both the Region Clubs and the Zone Clubs page can be changed by clicking the Sort by ascending or descending arrow.



Q: How do I select a different club?

A: The My Lions Club menu is used to view information about a single club. To view information about a different club, click the Select a different club drop down arrow. From the drop down list, select the club.



The sort criteria can be changed by clicking the Sort by drop down list arrow.

Q: How do I view a club's statement?

A: The My Lions Club menu is used to view information about a single club. To view a club's statement, select Statement/ Dues from the My Lions Club menu.

Lions Clubs International

MyLCI Club Viewing

Frequently Asked Questions



Q: How do I view or print club reports?

A: The My Lions Club menu is used to view information about a single club. To view a report for a club's select Reports from the My Lions Club menu. From the Reports page for the club, select the report name. Then click the View/ Print button on the lower right side of the page. The report will open in the browser window. Use the browser print option to print the report. Click the browser back button to return to MyLCI.