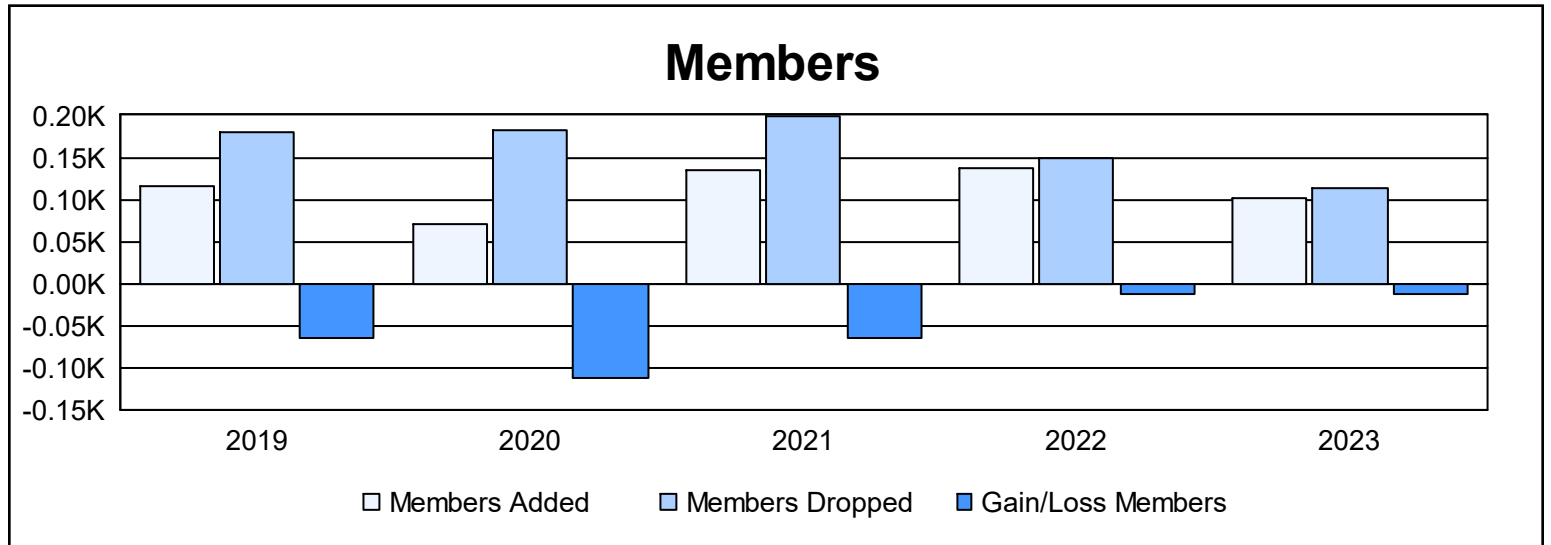
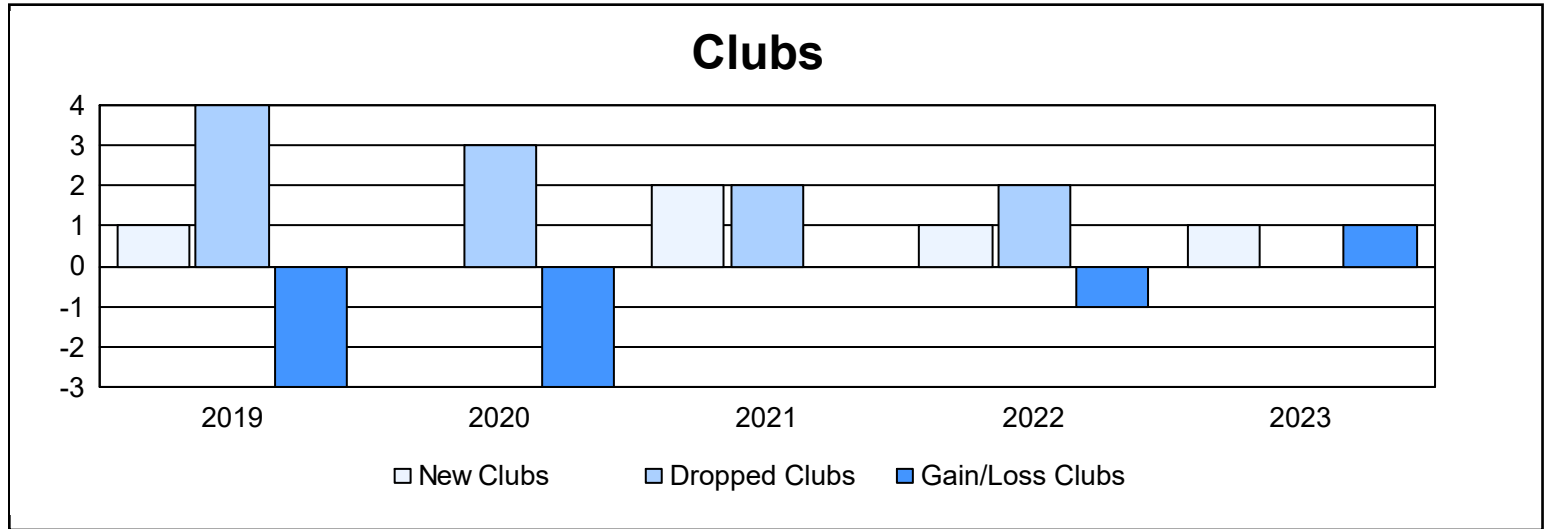
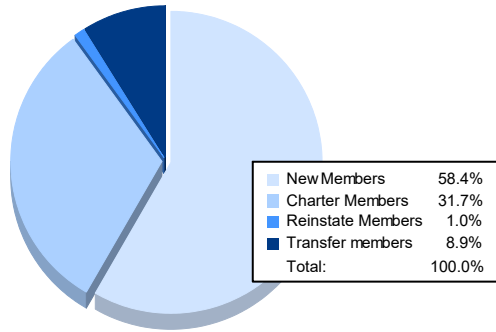


| Year | New Clubs | Dropped Clubs | Gain/ Loss Clubs | New Members | Charter Members | Reinstate Members | Transfer Members | Total Member Added | Total Members Dropped | Gain/ Loss Members |
|----------------|-----------|---------------|------------------|-------------|-----------------|-------------------|------------------|--------------------|-----------------------|--------------------|
| 2018-2019 | 1 | 4 | -3 | 81 | 24 | 5 | 5 | 115 | 180 | -65 |
| 2019-2020 | 0 | 3 | -3 | 43 | 9 | 6 | 12 | 70 | 183 | -113 |
| 2020-2021 | 2 | 2 | 0 | 51 | 71 | 8 | 4 | 134 | 198 | -64 |
| 2021-2022 | 1 | 2 | -1 | 92 | 33 | 4 | 7 | 136 | 149 | -13 |
| 2022-2023 | 1 | 0 | 1 | 59 | 32 | 1 | 9 | 101 | 113 | -12 |
| Average | 1 | 2 | -1 | 65 | 34 | 5 | 7 | 111 | 165 | -53 |



Membership Composition June 2023 Cumulative



Gender Composition June 2023 Cumulative

