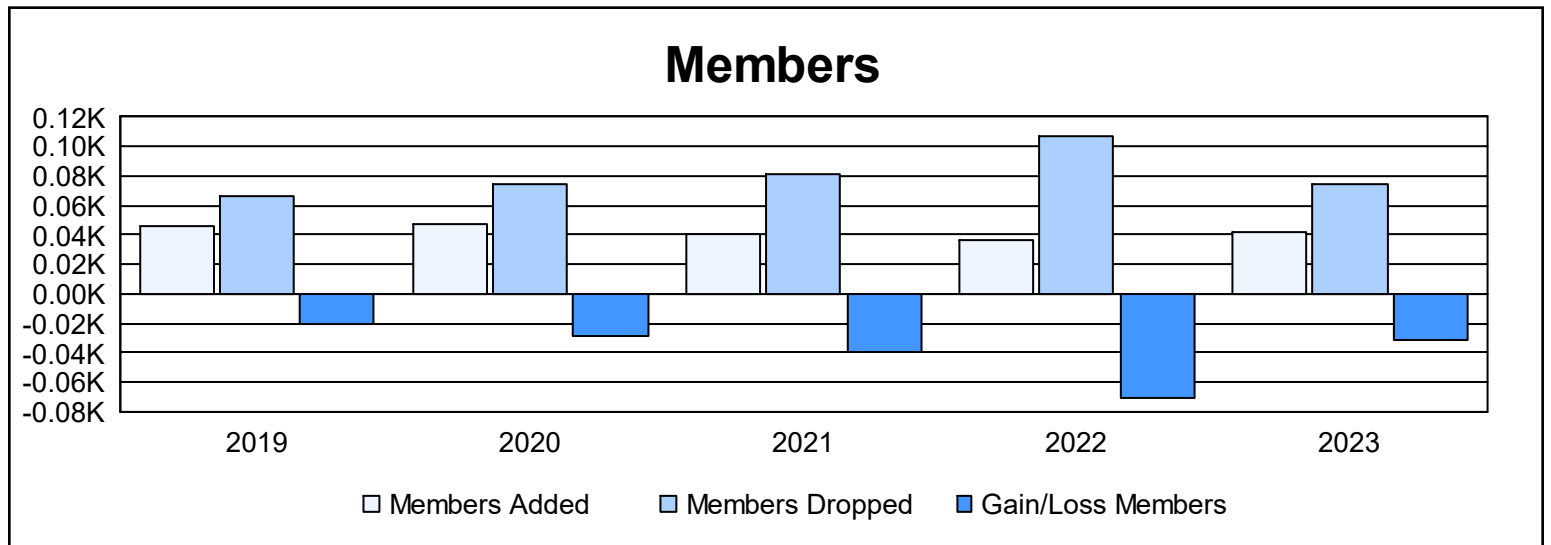
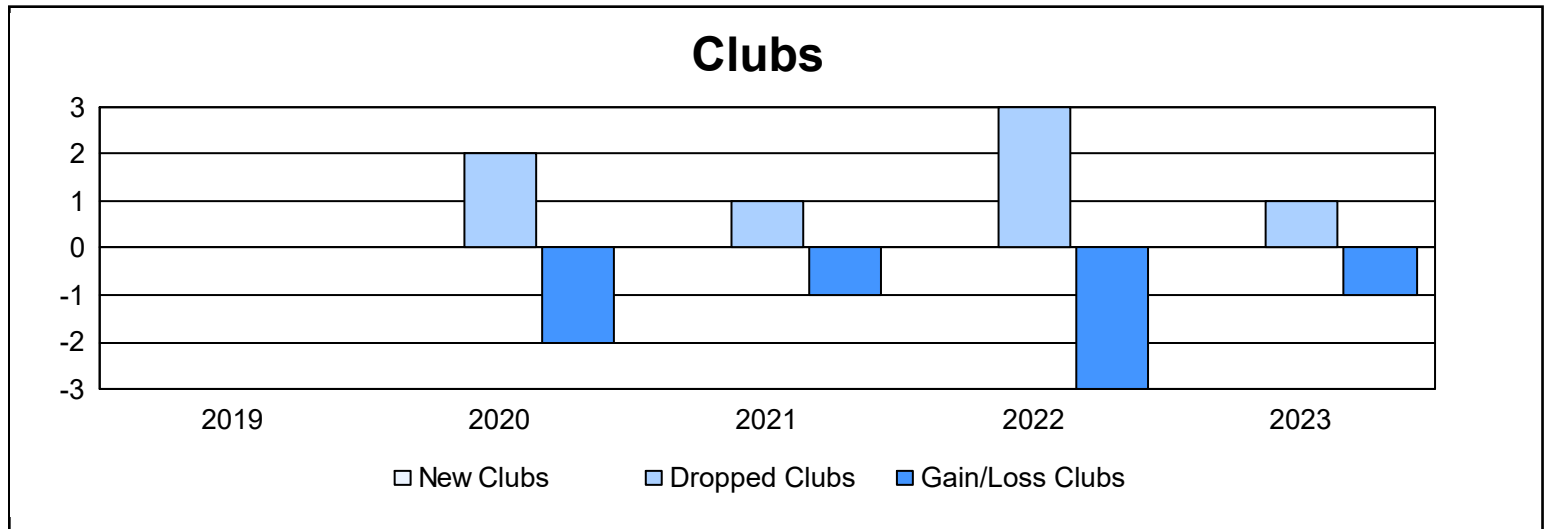
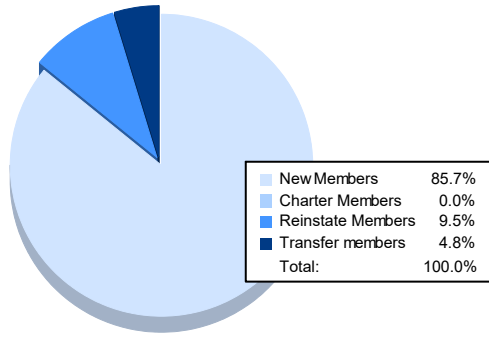


Year	New Clubs	Dropped Clubs	Gain/ Loss Clubs	New Members	Charter Members	Reinstate Members	Transfer Members	Total Member Added	Total Members Dropped	Gain/ Loss Members
2018-2019	0	0	0	42	0	4	0	46	66	-20
2019-2020	0	2	-2	43	0	4	0	47	75	-28
2020-2021	0	1	-1	10	0	31	0	41	81	-40
2021-2022	0	3	-3	23	0	11	2	36	107	-71
2022-2023	0	1	-1	36	0	4	2	42	74	-32
<b>Average</b>	<b>0</b>	<b>1</b>	<b>-1</b>	<b>31</b>	<b>0</b>	<b>11</b>	<b>1</b>	<b>42</b>	<b>81</b>	<b>-38</b>



### Membership Composition June 2023 Cumulative



### Gender Composition June 2023 Cumulative

