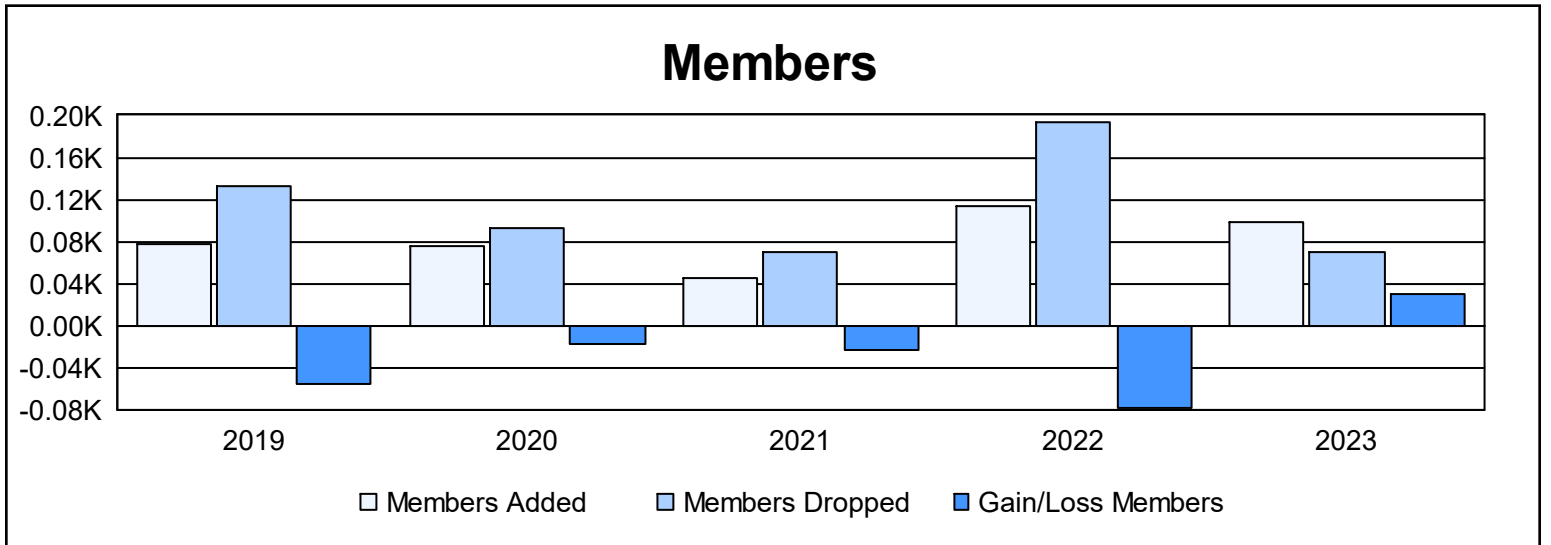
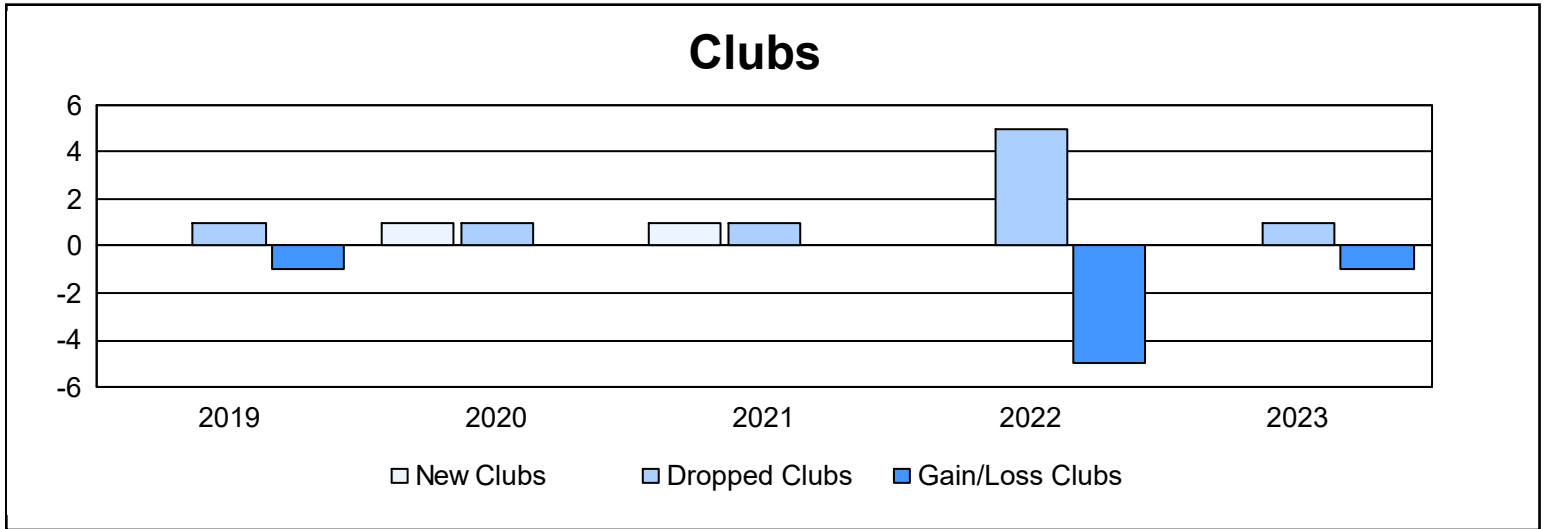
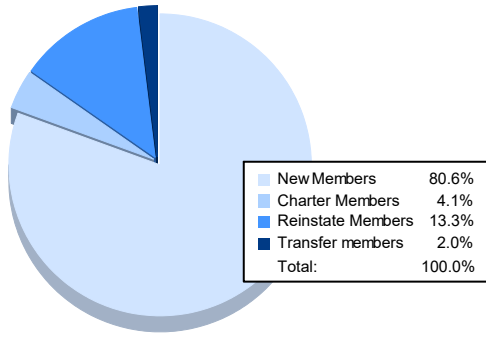


| Year | New Clubs | Dropped Clubs | Gain/ Loss Clubs | New Members | Charter Members | Reinstate Members | Transfer Members | Total Member Added | Total Members Dropped | Gain/ Loss Members |
|----------------|-----------|---------------|------------------|-------------|-----------------|-------------------|------------------|--------------------|-----------------------|--------------------|
| 2018-2019 | 0 | 1 | -1 | 50 | 5 | 17 | 5 | 77 | 133 | -56 |
| 2019-2020 | 1 | 1 | 0 | 39 | 27 | 8 | 1 | 75 | 93 | -18 |
| 2020-2021 | 1 | 1 | 0 | 23 | 23 | 0 | 0 | 46 | 69 | -23 |
| 2021-2022 | 0 | 5 | -5 | 34 | 53 | 23 | 4 | 114 | 193 | -79 |
| 2022-2023 | 0 | 1 | -1 | 79 | 4 | 13 | 2 | 98 | 69 | 29 |
| Average | 0 | 2 | -1 | 45 | 22 | 12 | 2 | 82 | 111 | -29 |



Membership Composition June 2023 Cumulative



Gender Composition June 2023 Cumulative

