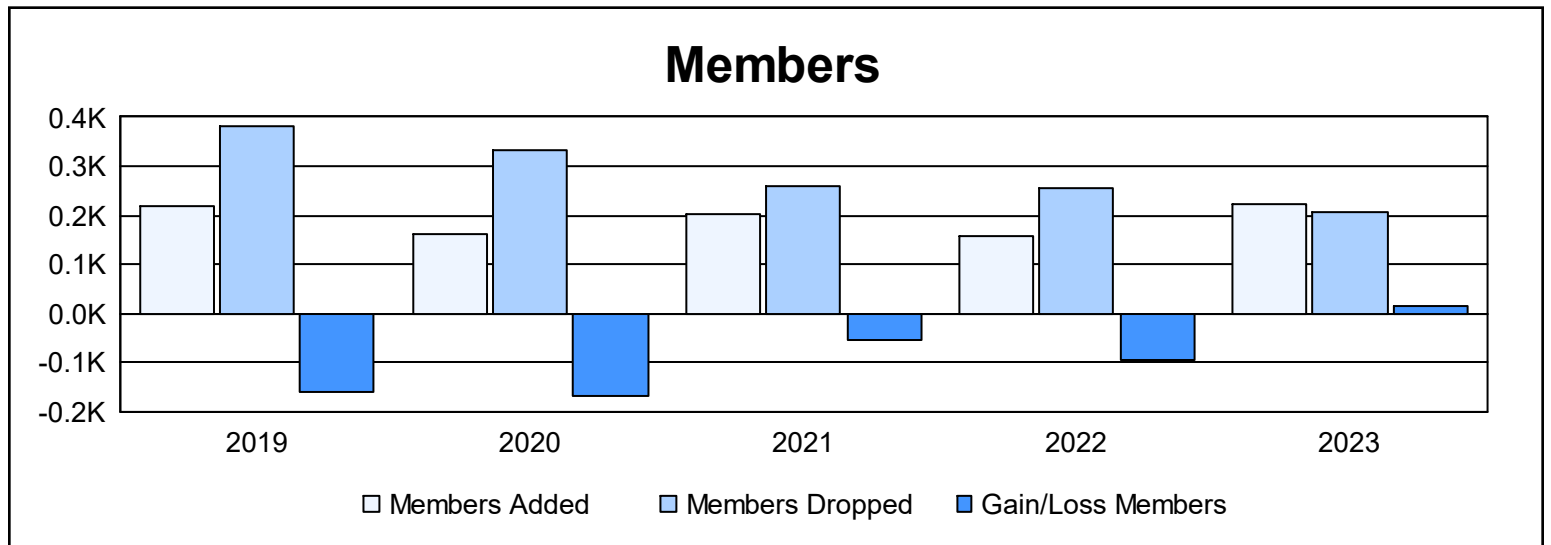
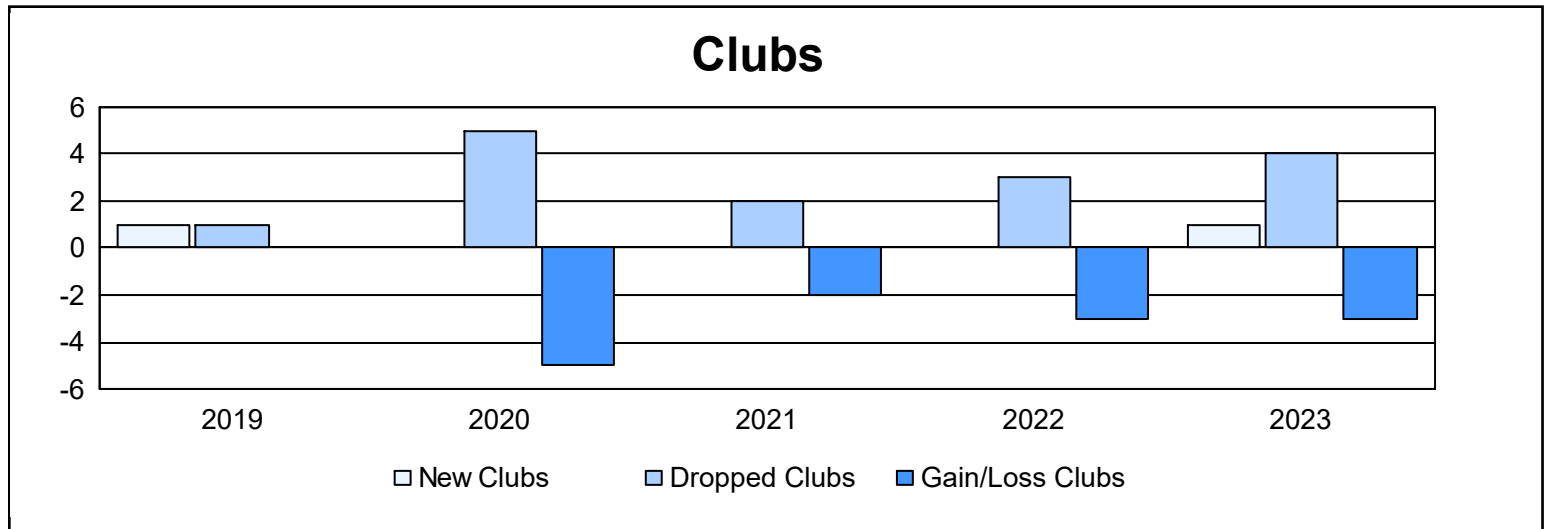
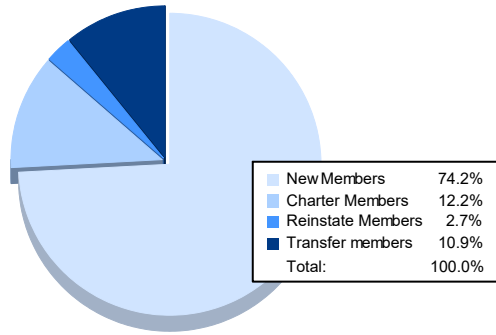


Year	New Clubs	Dropped Clubs	Gain/ Loss Clubs	New Members	Charter Members	Reinstate Members	Transfer Members	Total Member Added	Total Members Dropped	Gain/ Loss Members
2018-2019	1	1	0	148	41	8	22	219	380	-161
2019-2020	0	5	-5	132	3	12	16	163	332	-169
2020-2021	0	2	-2	165	3	8	27	203	258	-55
2021-2022	0	3	-3	125	7	4	23	159	255	-96
2022-2023	1	4	-3	164	27	6	24	221	205	16
<b>Average</b>	<b>0</b>	<b>3</b>	<b>-3</b>	<b>147</b>	<b>16</b>	<b>8</b>	<b>22</b>	<b>193</b>	<b>286</b>	<b>-93</b>



### Membership Composition June 2023 Cumulative



### Gender Composition June 2023 Cumulative

