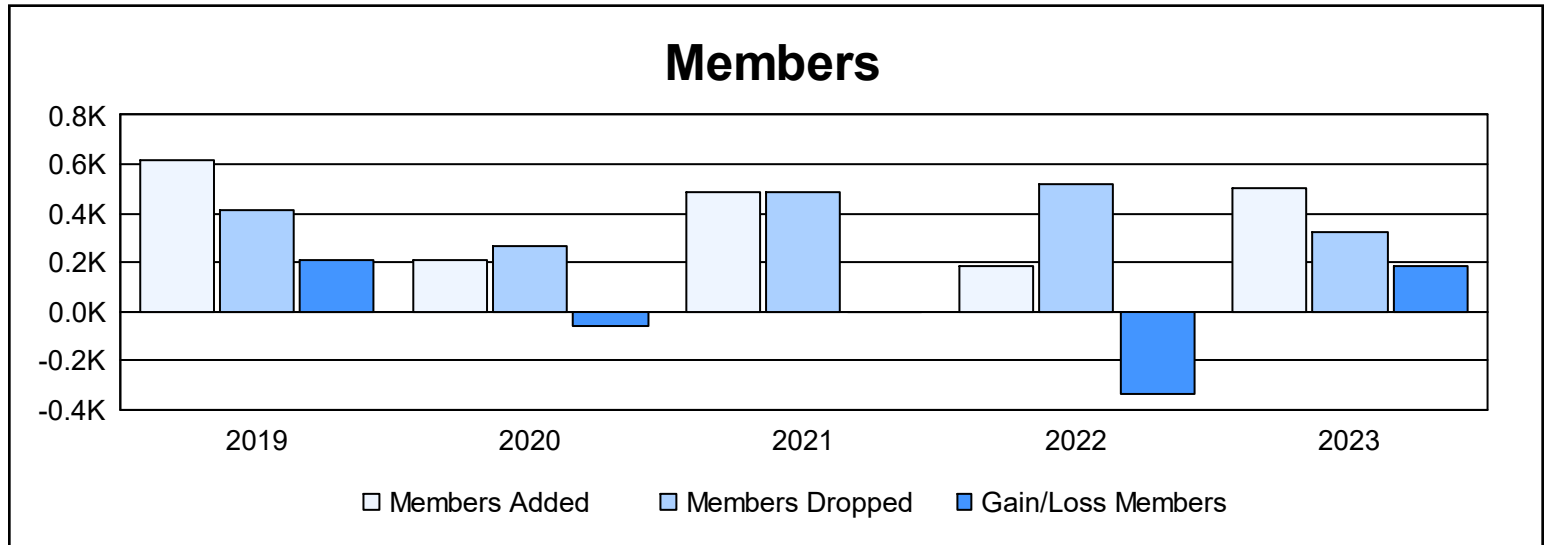
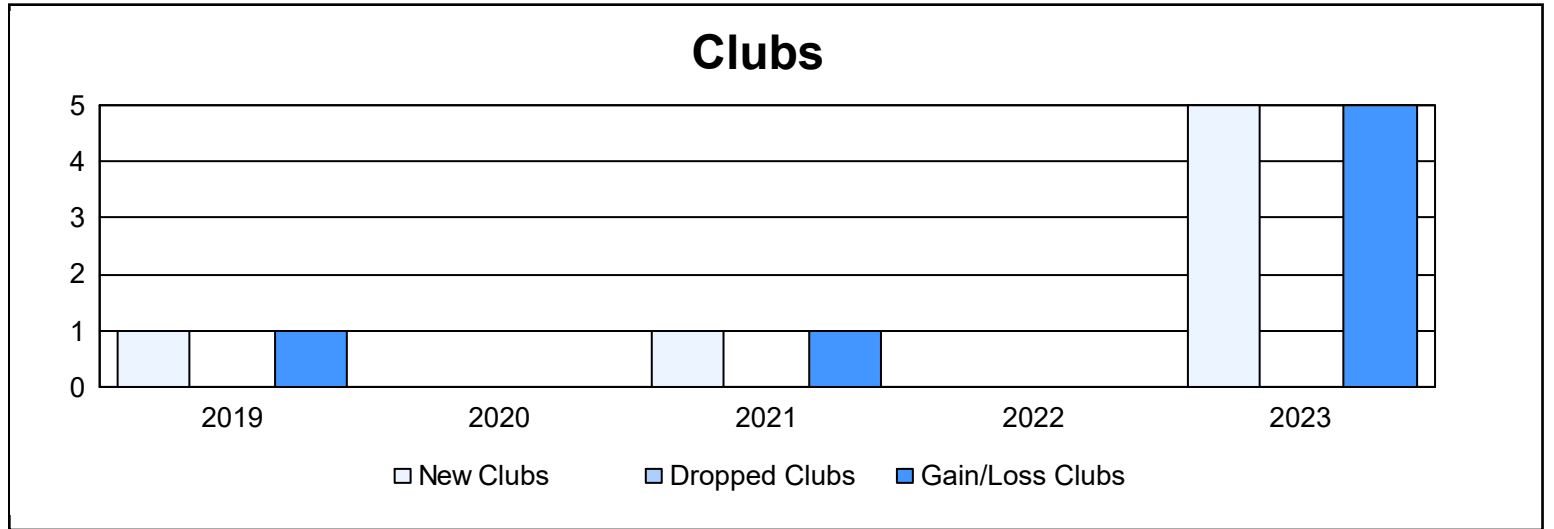
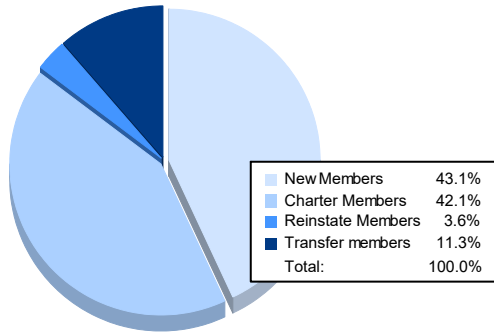


| Year | New Clubs | Dropped Clubs | Gain/Loss Clubs | New Members | Charter Members | Reinstate Members | Transfer Members | Total Member Added | Total Members Dropped | Gain/Loss Members |
|----------------|-----------|---------------|-----------------|-------------|-----------------|-------------------|------------------|--------------------|-----------------------|-------------------|
| 2018-2019 | 1 | 0 | 1 | 542 | 57 | 13 | 6 | 618 | 409 | 209 |
| 2019-2020 | 0 | 0 | 0 | 176 | 2 | 21 | 7 | 206 | 269 | -63 |
| 2020-2021 | 1 | 0 | 1 | 389 | 40 | 41 | 16 | 486 | 487 | -1 |
| 2021-2022 | 0 | 0 | 0 | 155 | 2 | 19 | 8 | 184 | 522 | -338 |
| 2022-2023 | 5 | 0 | 5 | 218 | 213 | 18 | 57 | 506 | 324 | 182 |
| Average | 1 | 0 | 1 | 296 | 63 | 22 | 19 | 400 | 402 | -2 |



Membership Composition June 2023 Cumulative



Gender Composition June 2023 Cumulative

