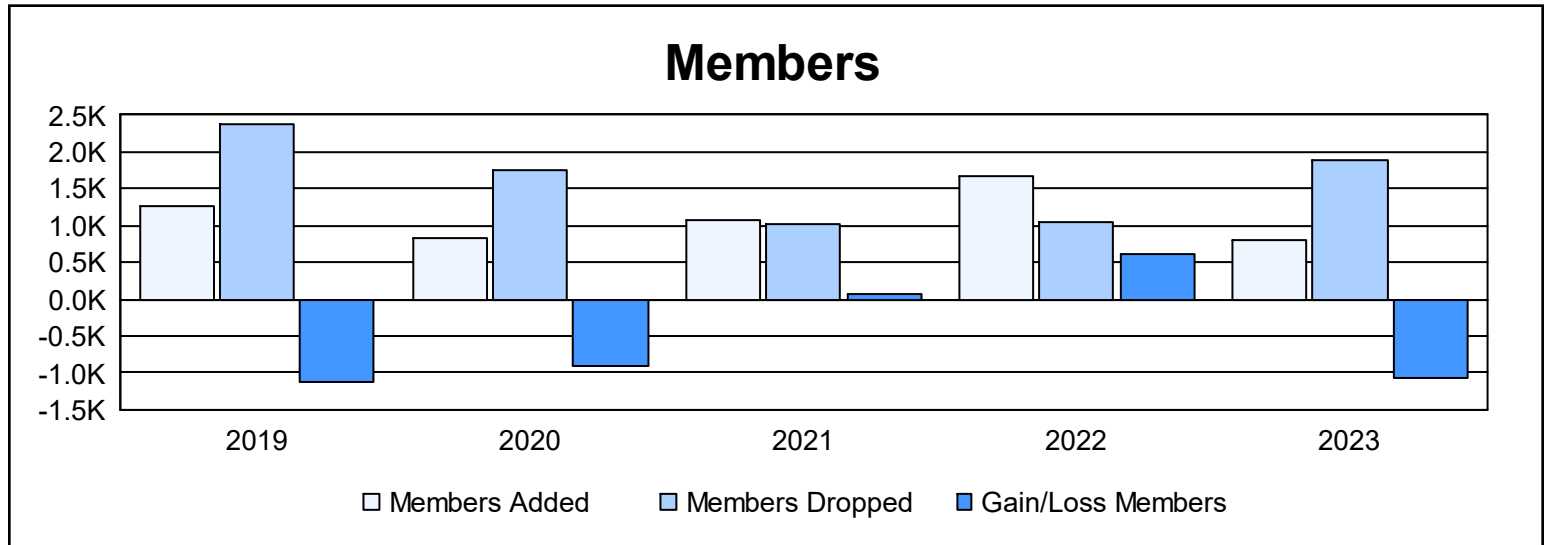
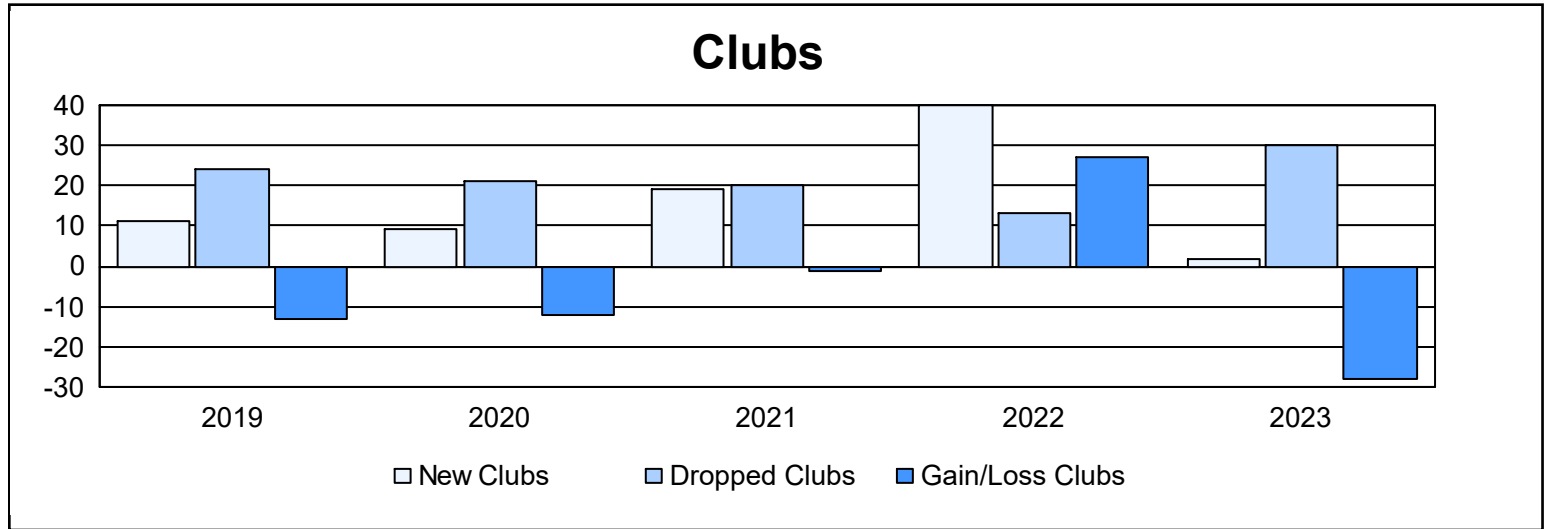
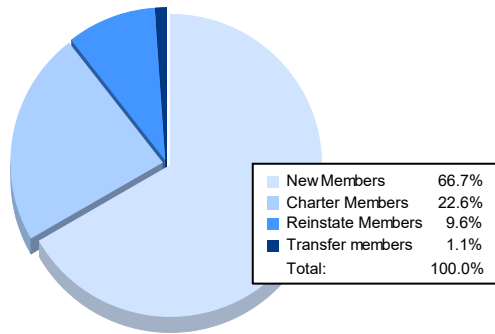


| Year           | New Clubs | Dropped Clubs | Gain/ Loss Clubs | New Members | Charter Members | Reinstate Members | Transfer Members | Total Member Added | Total Members Dropped | Gain/ Loss Members |
|----------------|-----------|---------------|------------------|-------------|-----------------|-------------------|------------------|--------------------|-----------------------|--------------------|
| 2018-2019      | 11        | 24            | -13              | 610         | 409             | 222               | 15               | 1,256              | 2,381                 | -1,125             |
| 2019-2020      | 9         | 21            | -12              | 407         | 294             | 90                | 46               | 837                | 1,746                 | -909               |
| 2020-2021      | 19        | 20            | -1               | 545         | 479             | 50                | 12               | 1,086              | 1,024                 | 62                 |
| 2021-2022      | 40        | 13            | 27               | 624         | 953             | 75                | 13               | 1,665              | 1,047                 | 618                |
| 2022-2023      | 2         | 30            | -28              | 543         | 184             | 78                | 9                | 814                | 1,886                 | -1,072             |
| <b>Average</b> | <b>16</b> | <b>22</b>     | <b>-5</b>        | <b>546</b>  | <b>464</b>      | <b>103</b>        | <b>19</b>        | <b>1,132</b>       | <b>1,617</b>          | <b>-485</b>        |



### Membership Composition June 2023 Cumulative



### Gender Composition June 2023 Cumulative

