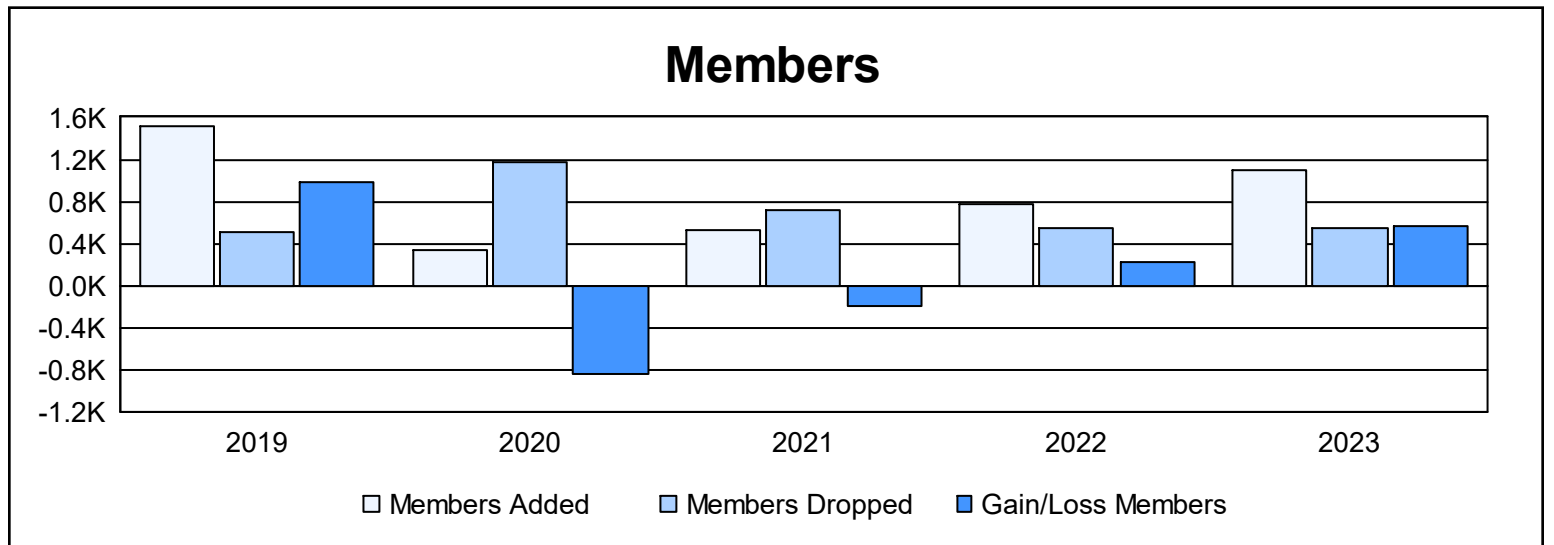
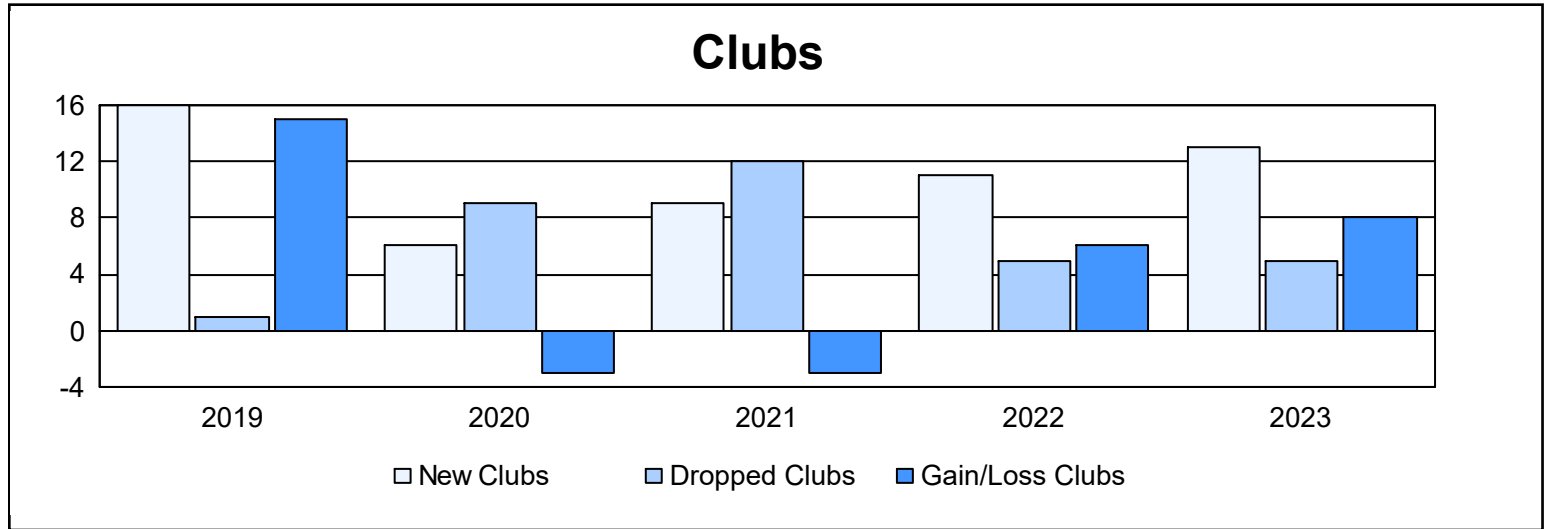
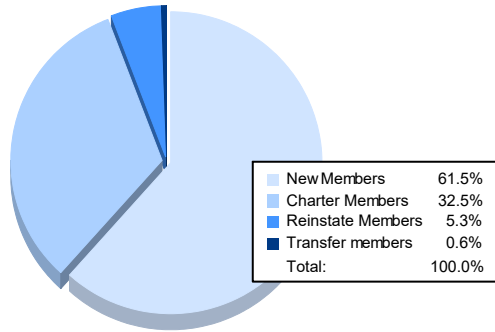


| Year | New Clubs | Dropped Clubs | Gain/ Loss Clubs | New Members | Charter Members | Reinstate Members | Transfer Members | Total Member Added | Total Members Dropped | Gain/ Loss Members |
|----------------|-----------|---------------|------------------|-------------|-----------------|-------------------|------------------|--------------------|-----------------------|--------------------|
| 2018-2019 | 16 | 1 | 15 | 894 | 483 | 63 | 65 | 1,505 | 514 | 991 |
| 2019-2020 | 6 | 9 | -3 | 161 | 138 | 15 | 16 | 330 | 1,178 | -848 |
| 2020-2021 | 9 | 12 | -3 | 315 | 202 | 13 | 1 | 531 | 719 | -188 |
| 2021-2022 | 11 | 5 | 6 | 434 | 303 | 28 | 2 | 767 | 538 | 229 |
| 2022-2023 | 13 | 5 | 8 | 680 | 359 | 59 | 7 | 1,105 | 538 | 567 |
| Average | 11 | 6 | 5 | 497 | 297 | 36 | 18 | 848 | 697 | 150 |



Membership Composition June 2023 Cumulative



Gender Composition June 2023 Cumulative

