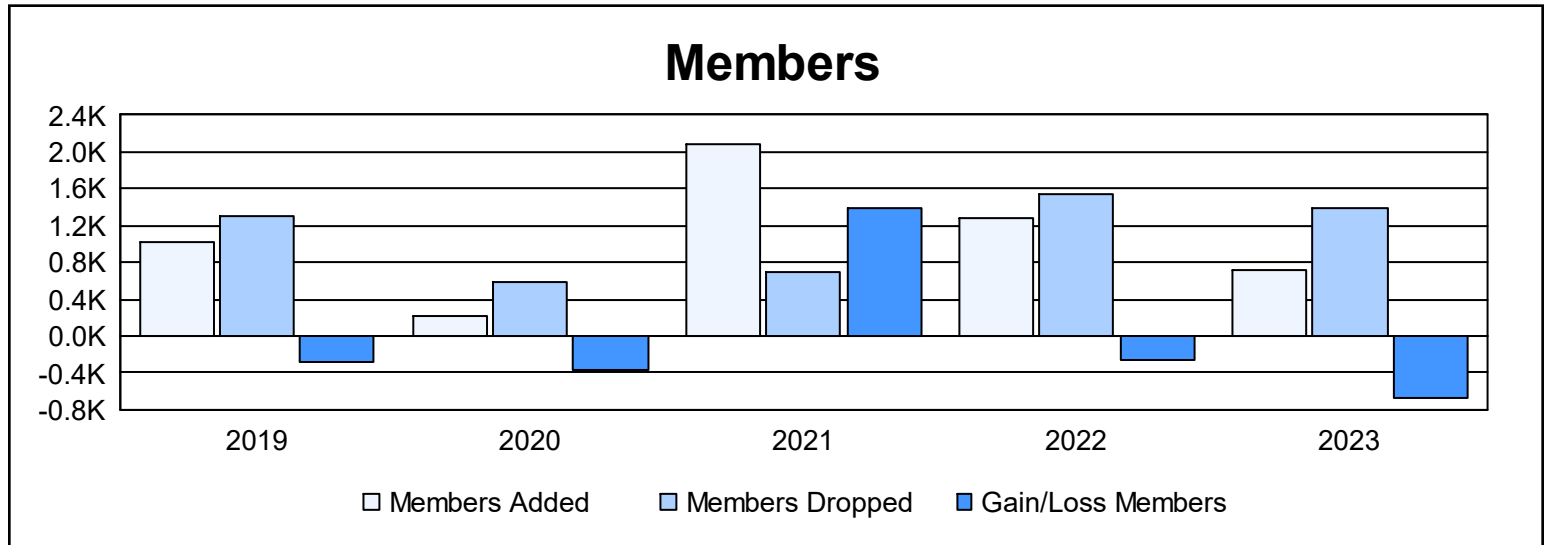
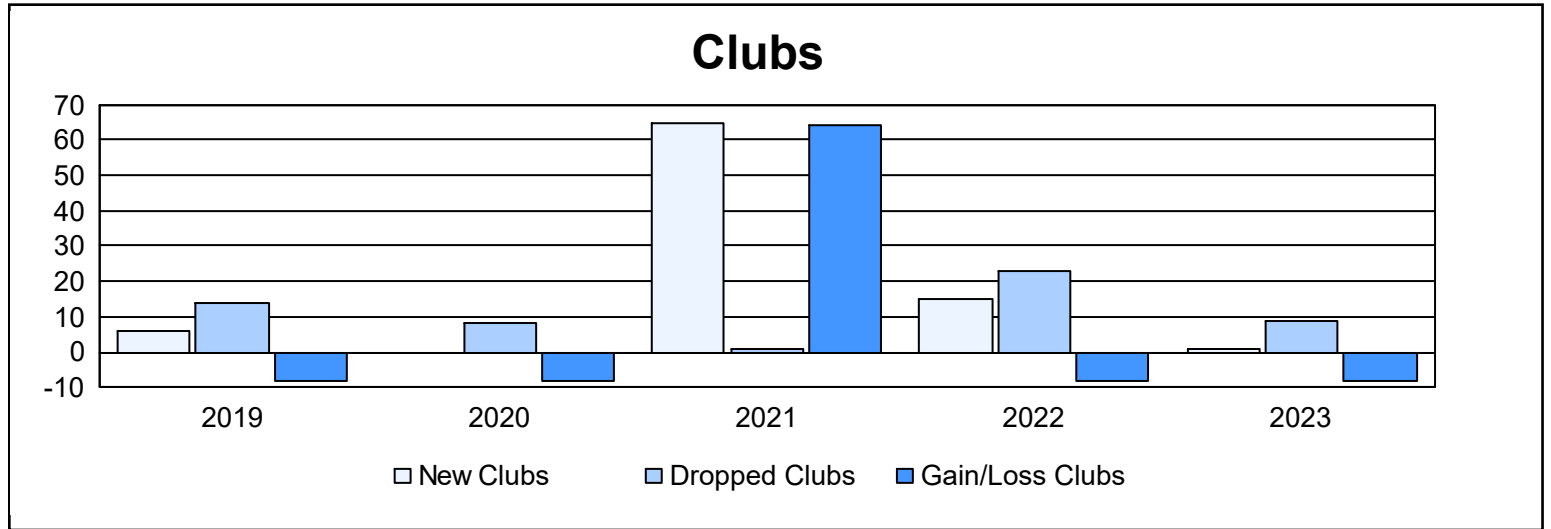
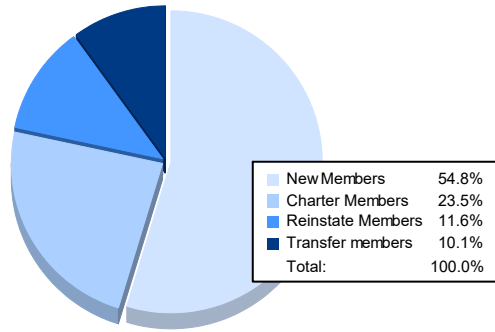


| Year | New Clubs | Dropped Clubs | Gain/ Loss Clubs | New Members | Charter Members | Reinstate Members | Transfer Members | Total Member Added | Total Members Dropped | Gain/ Loss Members |
|----------------|-----------|---------------|------------------|-------------|-----------------|-------------------|------------------|--------------------|-----------------------|--------------------|
| 2018-2019 | 6 | 14 | -8 | 755 | 221 | 41 | 10 | 1,027 | 1,306 | -279 |
| 2019-2020 | 0 | 8 | -8 | 132 | 28 | 42 | 7 | 209 | 586 | -377 |
| 2020-2021 | 65 | 1 | 64 | 823 | 1,210 | 32 | 16 | 2,081 | 699 | 1,382 |
| 2021-2022 | 15 | 23 | -8 | 726 | 462 | 84 | 17 | 1,289 | 1,546 | -257 |
| 2022-2023 | 1 | 9 | -8 | 396 | 170 | 84 | 73 | 723 | 1,390 | -667 |
| Average | 17 | 11 | 6 | 566 | 418 | 57 | 25 | 1,066 | 1,105 | -40 |



Membership Composition June 2023 Cumulative



Gender Composition June 2023 Cumulative

