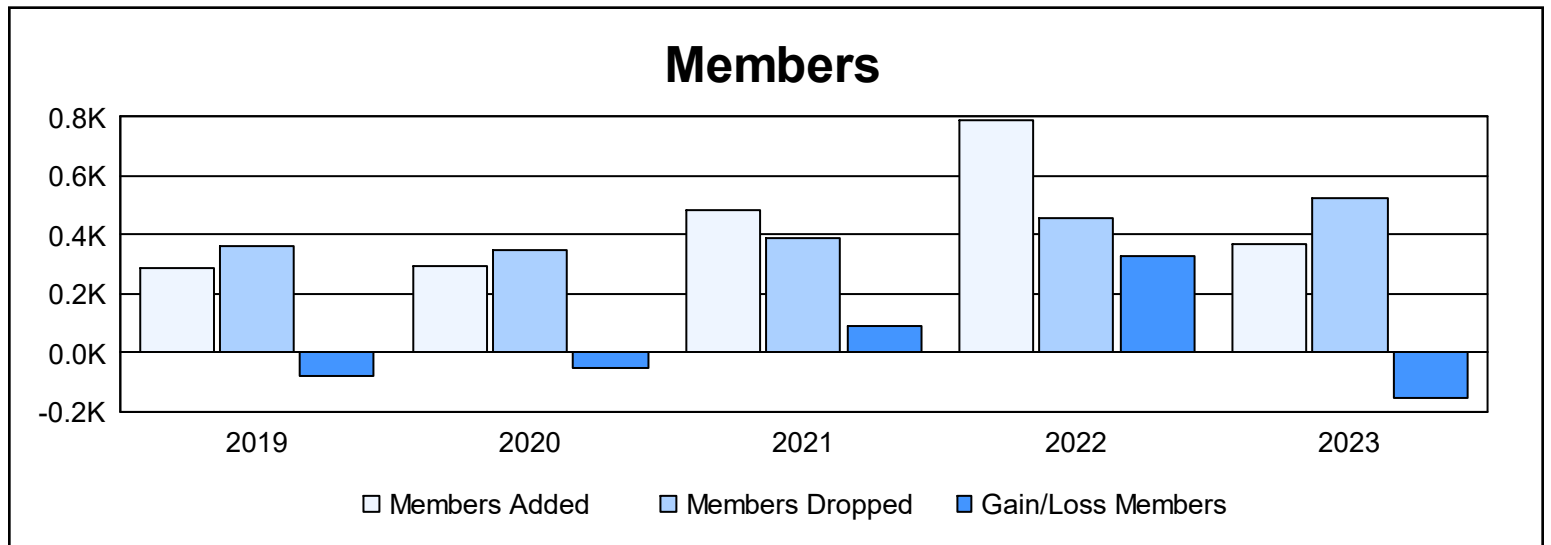
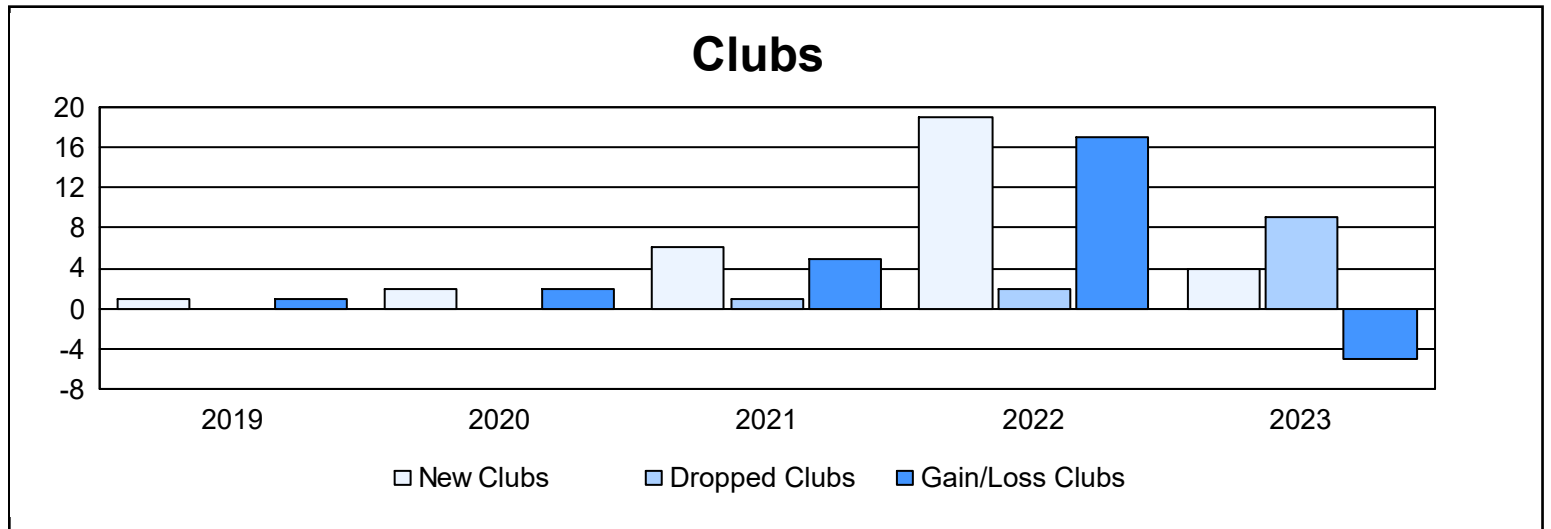
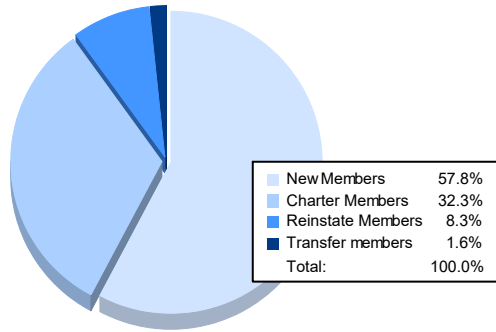


| Year | New Clubs | Dropped Clubs | Gain/ Loss Clubs | New Members | Charter Members | Reinstate Members | Transfer Members | Total Member Added | Total Members Dropped | Gain/ Loss Members |
|----------------|-----------|---------------|------------------|-------------|-----------------|-------------------|------------------|--------------------|-----------------------|--------------------|
| 2018-2019 | 1 | 0 | 1 | 193 | 47 | 27 | 19 | 286 | 364 | -78 |
| 2019-2020 | 2 | 0 | 2 | 238 | 43 | 11 | 4 | 296 | 349 | -53 |
| 2020-2021 | 6 | 1 | 5 | 290 | 172 | 15 | 4 | 481 | 391 | 90 |
| 2021-2022 | 19 | 2 | 17 | 300 | 443 | 34 | 10 | 787 | 460 | 327 |
| 2022-2023 | 4 | 9 | -5 | 215 | 120 | 31 | 6 | 372 | 523 | -151 |
| Average | 6 | 2 | 4 | 247 | 165 | 24 | 9 | 444 | 417 | 27 |



Membership Composition June 2023 Cumulative



Gender Composition June 2023 Cumulative

