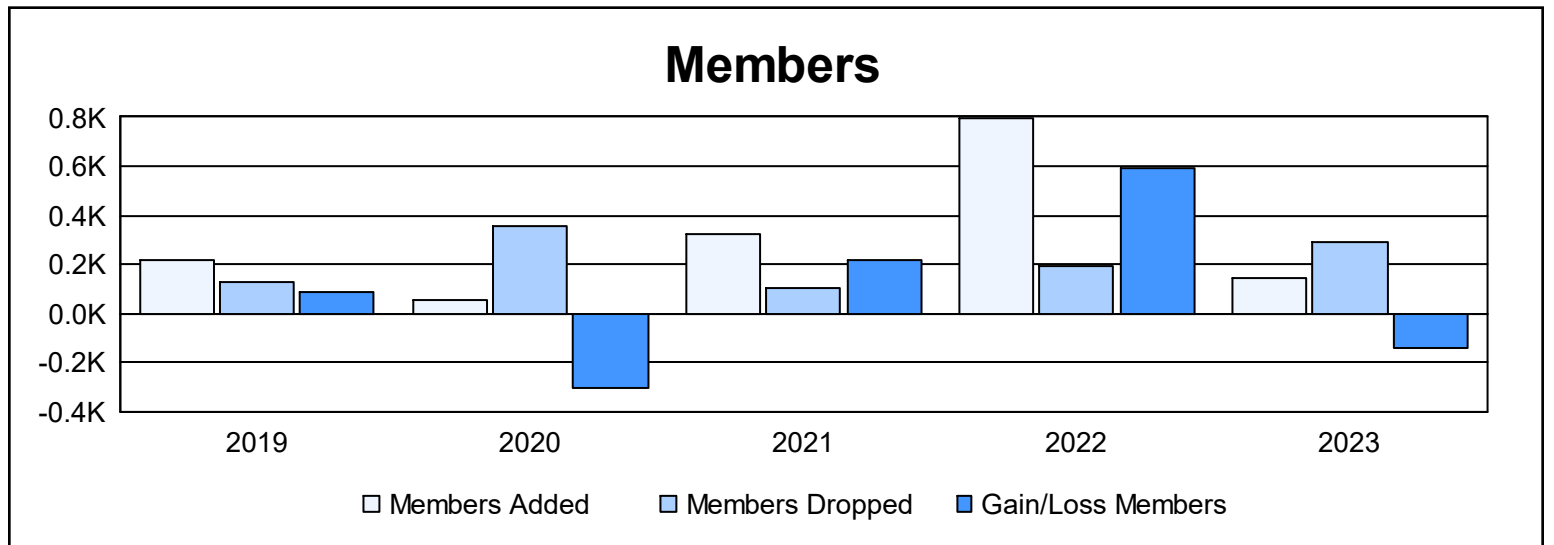
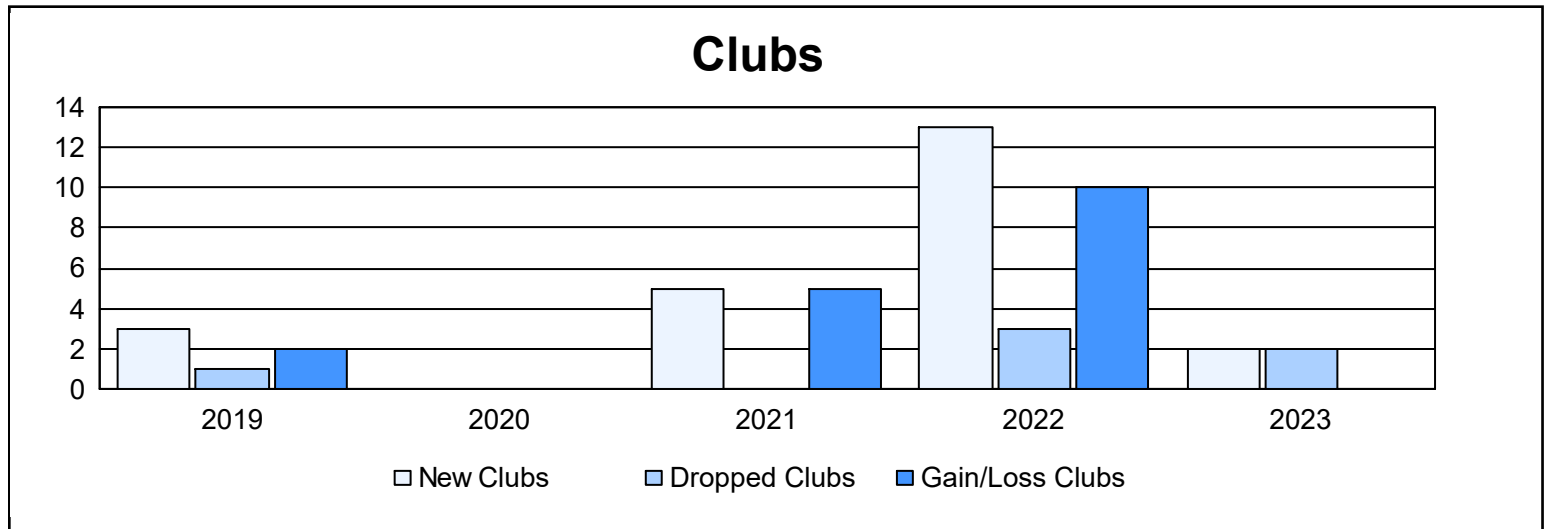
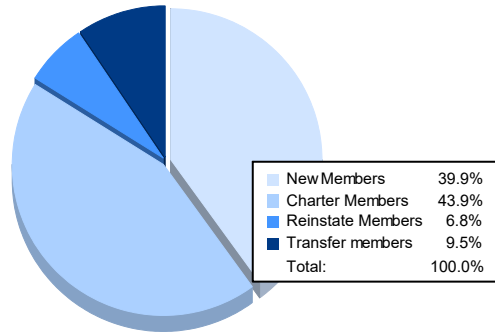


Year	New Clubs	Dropped Clubs	Gain/ Loss Clubs	New Members	Charter Members	Reinstate Members	Transfer Members	Total Member Added	Total Members Dropped	Gain/ Loss Members
2018-2019	3	1	2	129	76	5	9	219	129	90
2019-2020	0	0	0	27	16	8	1	52	358	-306
2020-2021	5	0	5	148	135	10	32	325	106	219
2021-2022	13	3	10	235	509	12	37	793	197	596
2022-2023	2	2	0	59	65	10	14	148	290	-142
<b>Average</b>	<b>5</b>	<b>1</b>	<b>3</b>	<b>120</b>	<b>160</b>	<b>9</b>	<b>19</b>	<b>307</b>	<b>216</b>	<b>91</b>



### Membership Composition June 2023 Cumulative



### Gender Composition June 2023 Cumulative

