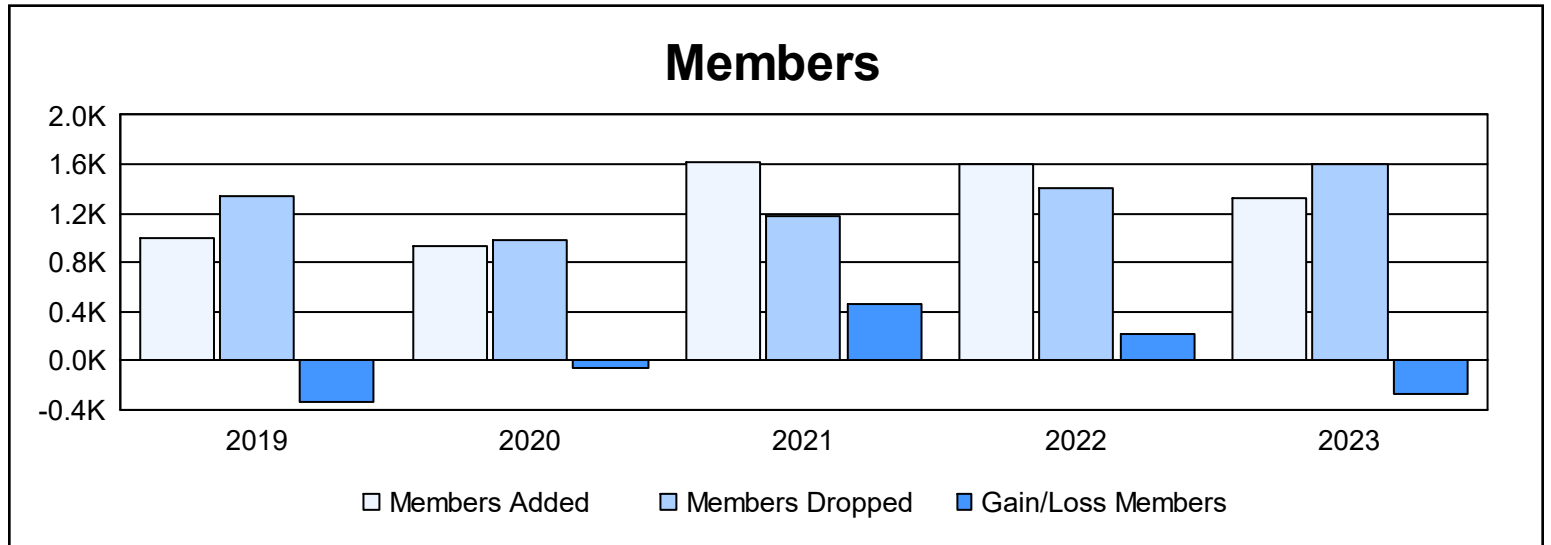
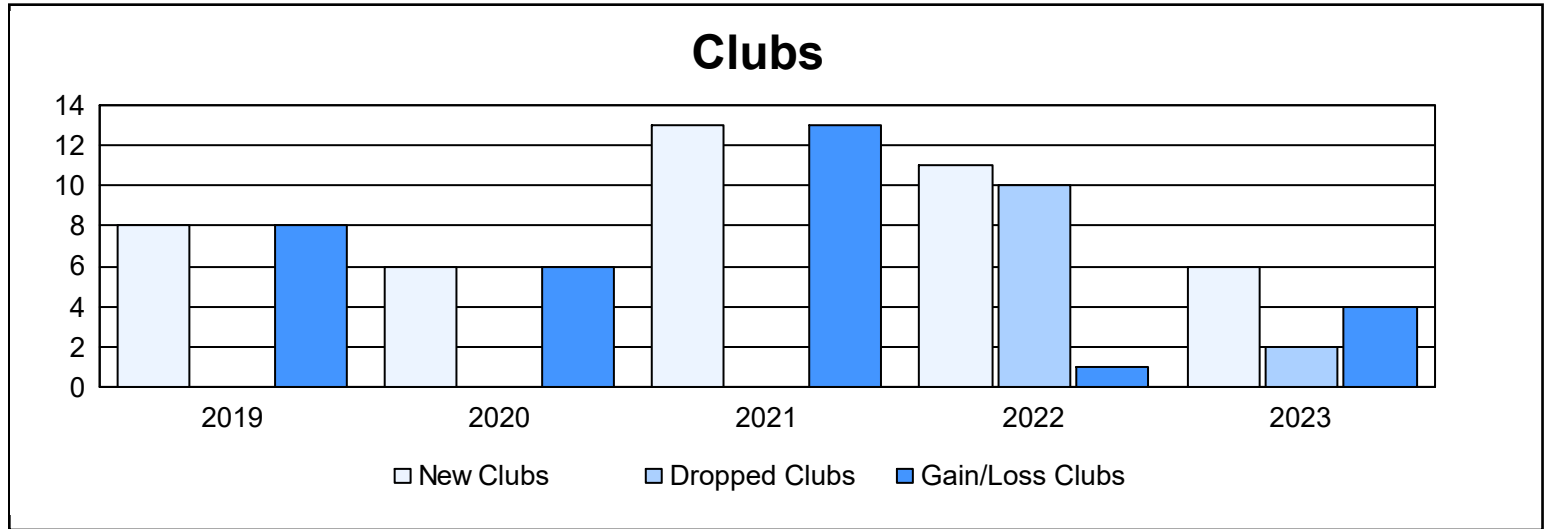
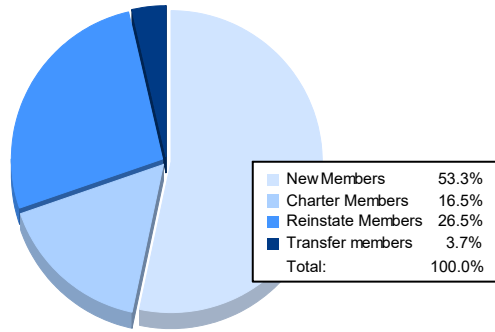


Year	New Clubs	Dropped Clubs	Gain/ Loss Clubs	New Members	Charter Members	Reinstate Members	Transfer Members	Total Member Added	Total Members Dropped	Gain/ Loss Members
2018-2019	8	0	8	724	233	24	19	1,000	1,341	-341
2019-2020	6	0	6	623	219	63	20	925	989	-64
2020-2021	13	0	13	1,168	396	35	25	1,624	1,169	455
2021-2022	11	10	1	1,173	316	86	31	1,606	1,397	209
2022-2023	6	2	4	709	219	352	49	1,329	1,594	-265
Average	9	2	6	879	277	112	29	1,297	1,298	-1



Membership Composition June 2023 Cumulative



Gender Composition June 2023 Cumulative

