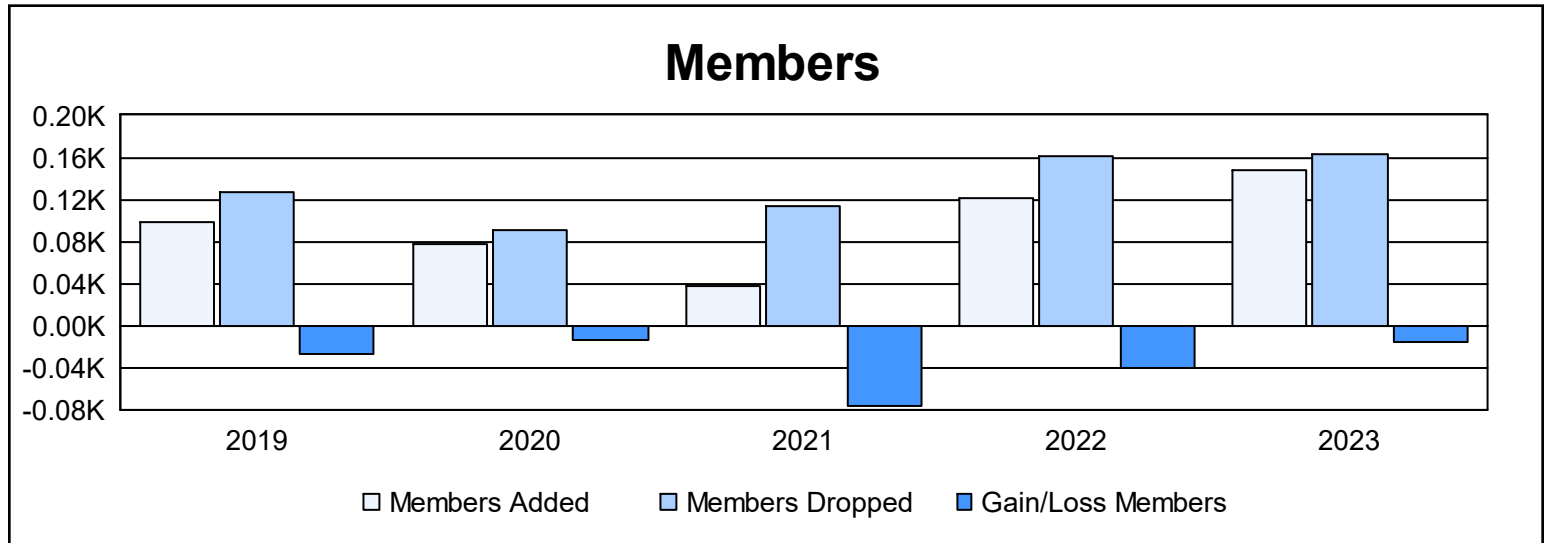
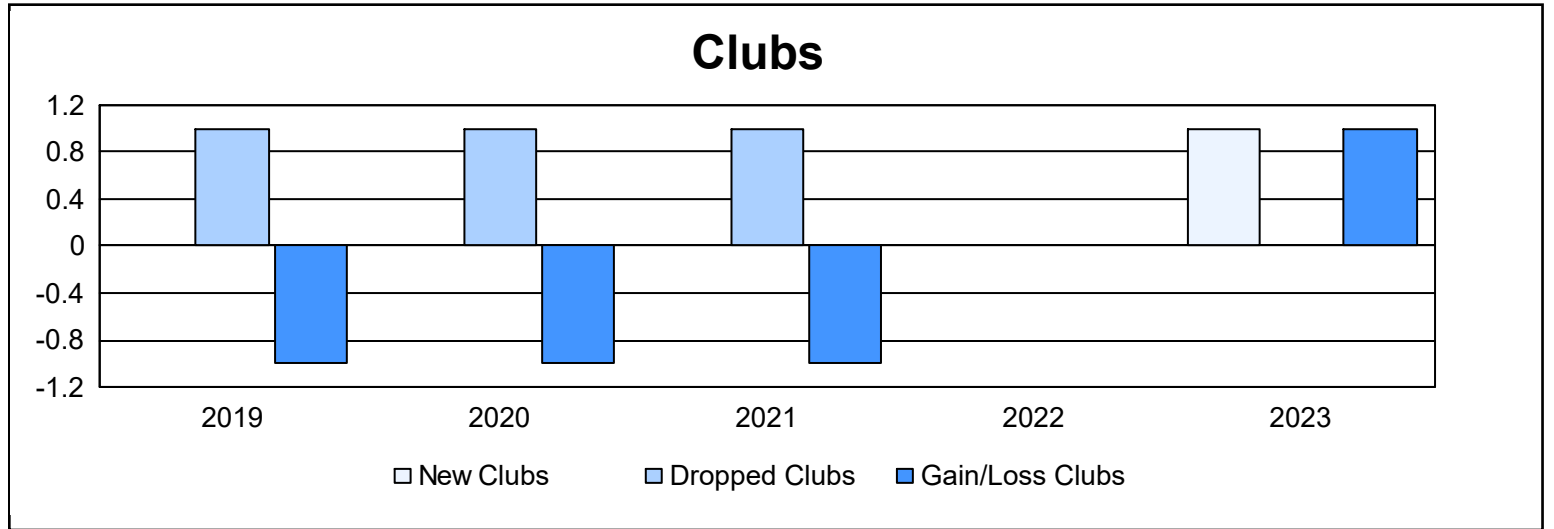
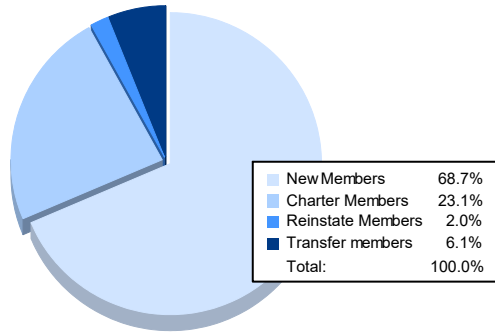


Year	New Clubs	Dropped Clubs	Gain/ Loss Clubs	New Members	Charter Members	Reinstate Members	Transfer Members	Total Member Added	Total Members Dropped	Gain/ Loss Members
2018-2019	0	1	-1	93	0	5	1	99	126	-27
2019-2020	0	1	-1	62	1	3	11	77	90	-13
2020-2021	0	1	-1	31	0	3	3	37	113	-76
2021-2022	0	0	0	77	1	38	5	121	161	-40
2022-2023	1	0	1	101	34	3	9	147	163	-16
<b>Average</b>	<b>0</b>	<b>1</b>	<b>0</b>	<b>73</b>	<b>7</b>	<b>10</b>	<b>6</b>	<b>96</b>	<b>131</b>	<b>-34</b>



### Membership Composition June 2023 Cumulative



### Gender Composition June 2023 Cumulative

