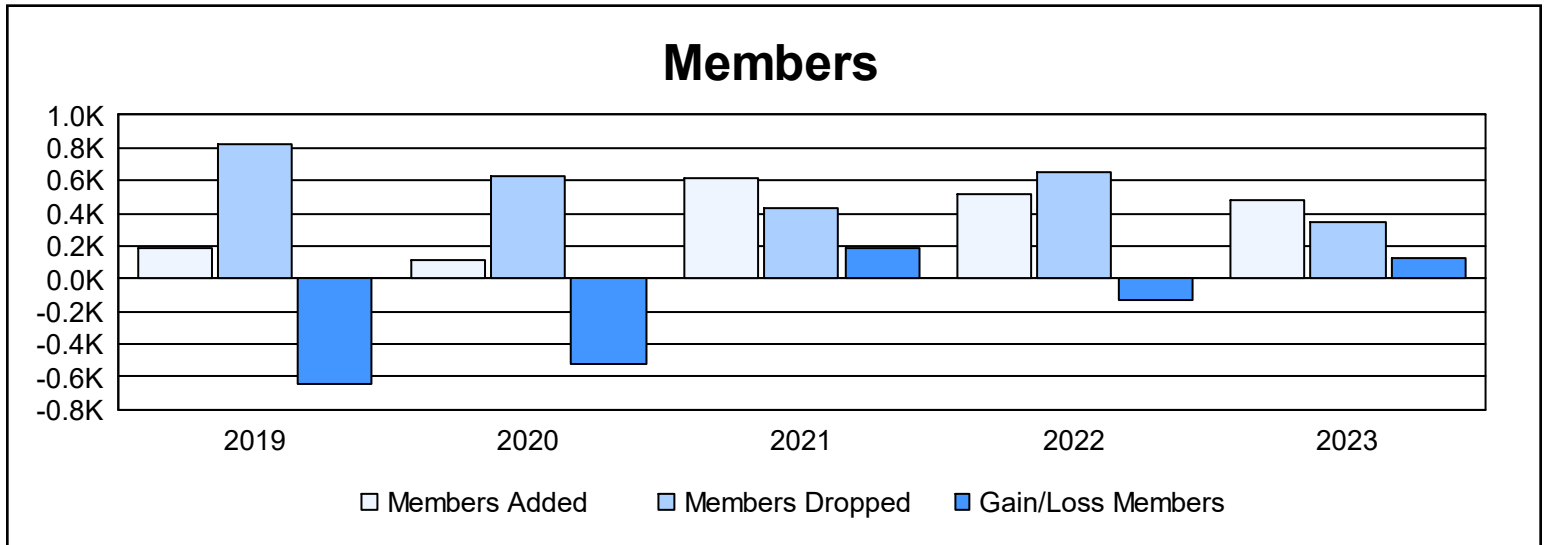
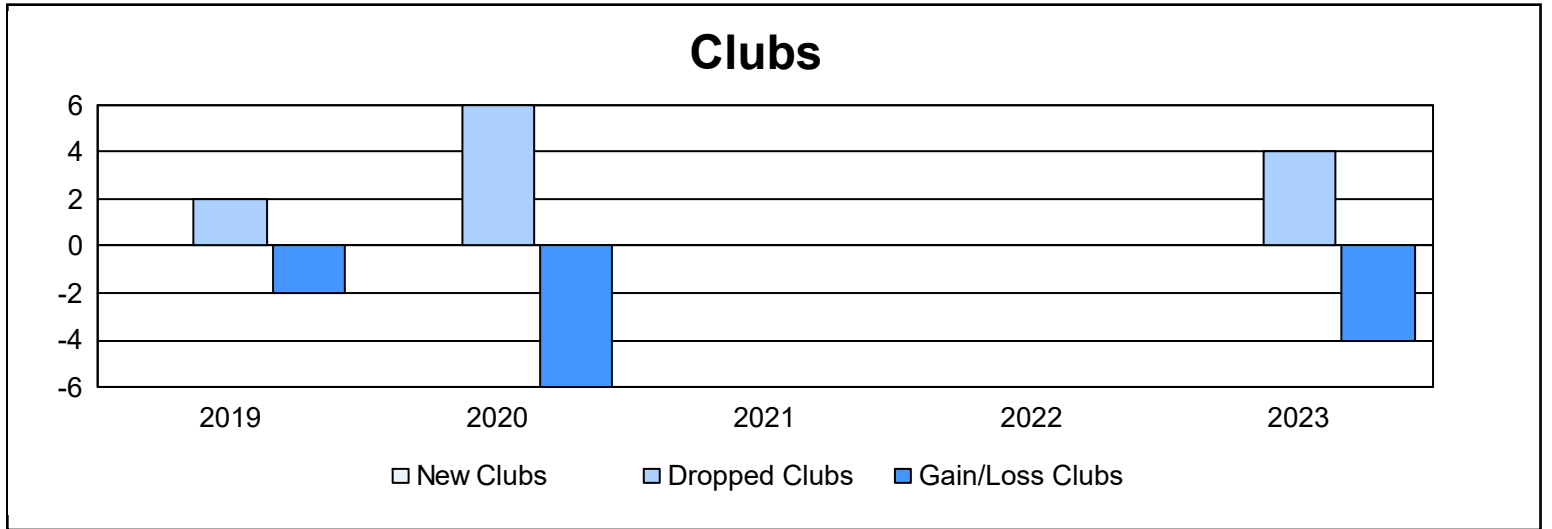
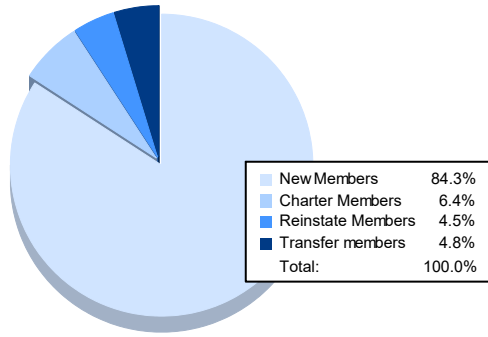


| Year           | New Clubs | Dropped Clubs | Gain/ Loss Clubs | New Members | Charter Members | Reinstate Members | Transfer Members | Total Member Added | Total Members Dropped | Gain/ Loss Members |
|----------------|-----------|---------------|------------------|-------------|-----------------|-------------------|------------------|--------------------|-----------------------|--------------------|
| 2018-2019      | 0         | 2             | -2               | 128         | 31              | 3                 | 21               | 183                | 822                   | -639               |
| 2019-2020      | 0         | 6             | -6               | 0           | 60              | 43                | 11               | 114                | 631                   | -517               |
| 2020-2021      | 0         | 0             | 0                | 477         | 54              | 26                | 58               | 615                | 431                   | 184                |
| 2021-2022      | 0         | 0             | 0                | 326         | 73              | 59                | 65               | 523                | 655                   | -132               |
| 2022-2023      | 0         | 4             | -4               | 408         | 31              | 22                | 23               | 484                | 352                   | 132                |
| <b>Average</b> | <b>0</b>  | <b>2</b>      | <b>-2</b>        | <b>268</b>  | <b>50</b>       | <b>31</b>         | <b>36</b>        | <b>384</b>         | <b>578</b>            | <b>-194</b>        |



### Membership Composition June 2023 Cumulative



### Gender Composition June 2023 Cumulative

