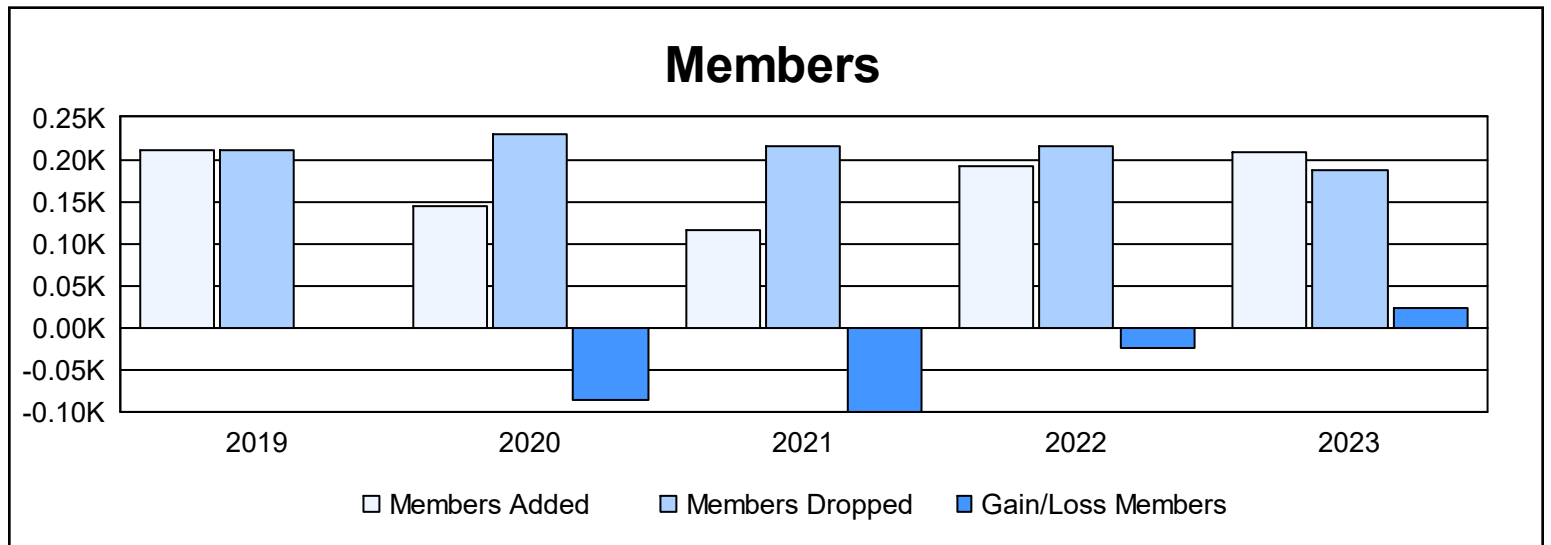
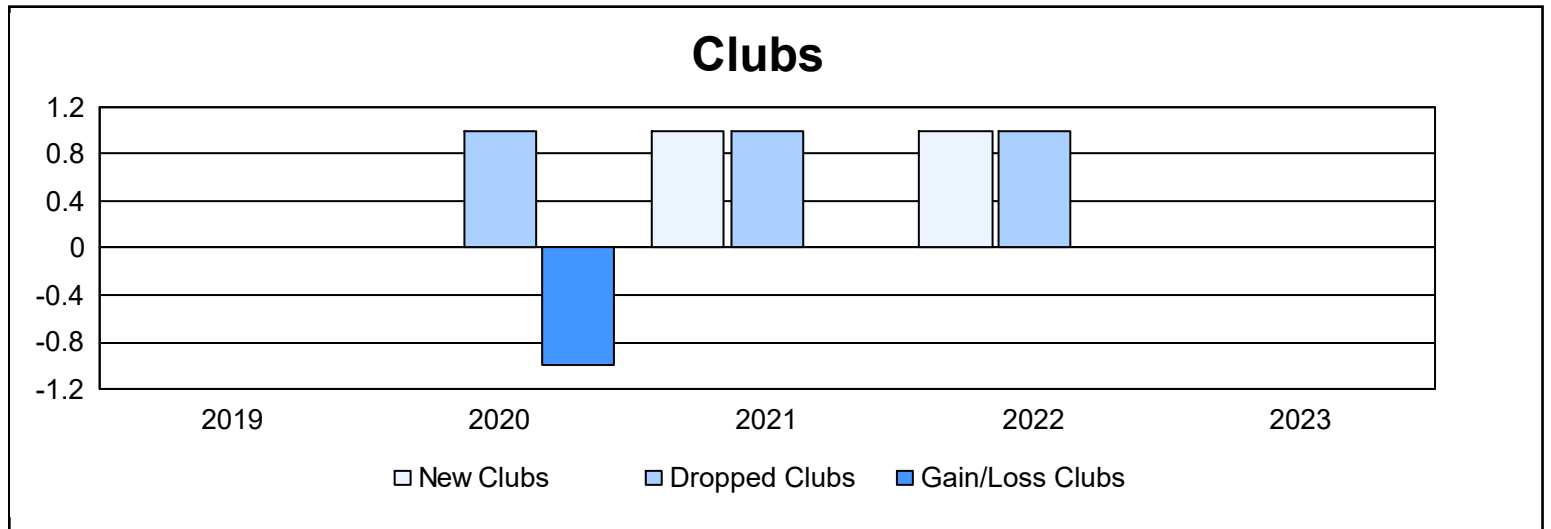
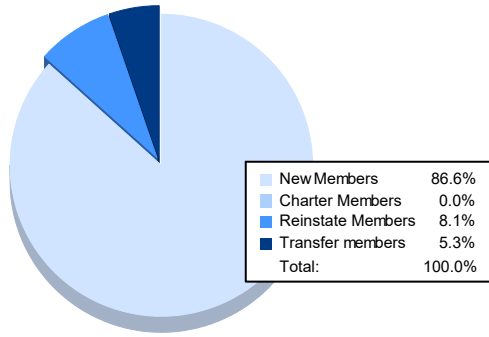


| Year | New Clubs | Dropped Clubs | Gain/ Loss Clubs | New Members | Charter Members | Reinstate Members | Transfer Members | Total Member Added | Total Members Dropped | Gain/ Loss Members |
|----------------|-----------|---------------|------------------|-------------|-----------------|-------------------|------------------|--------------------|-----------------------|--------------------|
| 2018-2019 | 0 | 0 | 0 | 186 | 3 | 5 | 17 | 211 | 211 | 0 |
| 2019-2020 | 0 | 1 | -1 | 121 | 0 | 8 | 15 | 144 | 230 | -86 |
| 2020-2021 | 1 | 1 | 0 | 81 | 17 | 14 | 3 | 115 | 215 | -100 |
| 2021-2022 | 1 | 1 | 0 | 143 | 25 | 14 | 9 | 191 | 216 | -25 |
| 2022-2023 | 0 | 0 | 0 | 181 | 0 | 17 | 11 | 209 | 186 | 23 |
| Average | 0 | 1 | 0 | 142 | 9 | 12 | 11 | 174 | 212 | -38 |



Membership Composition June 2023 Cumulative



Gender Composition June 2023 Cumulative

