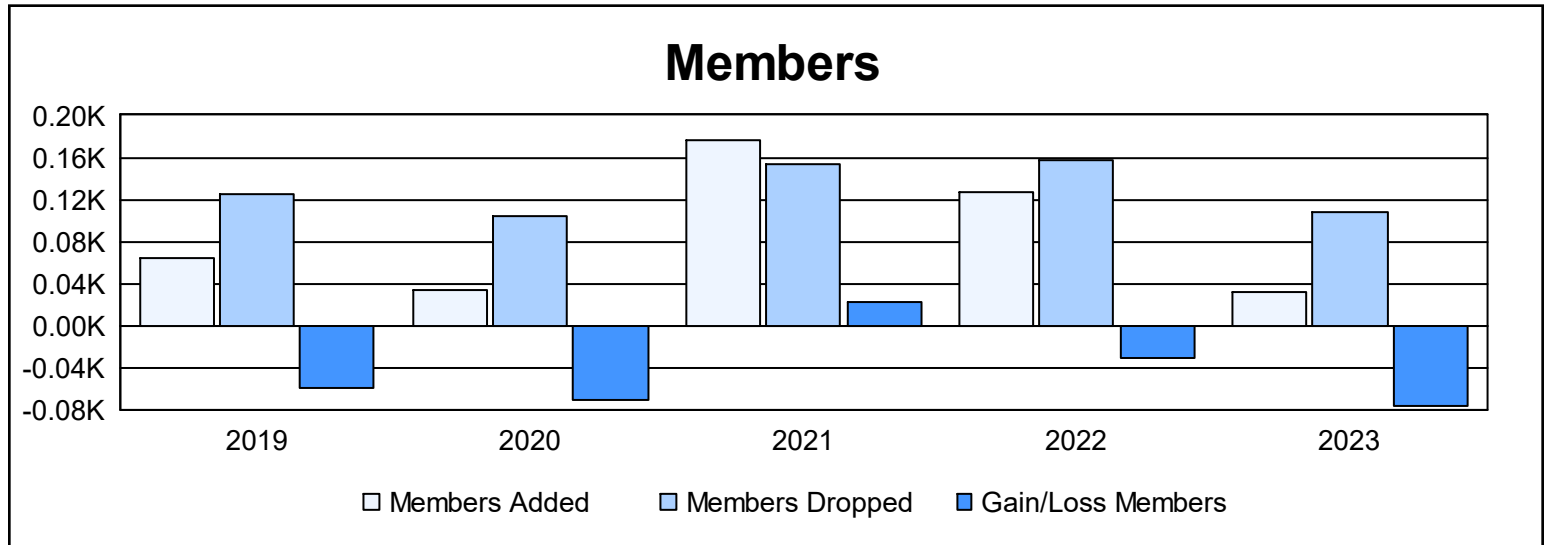
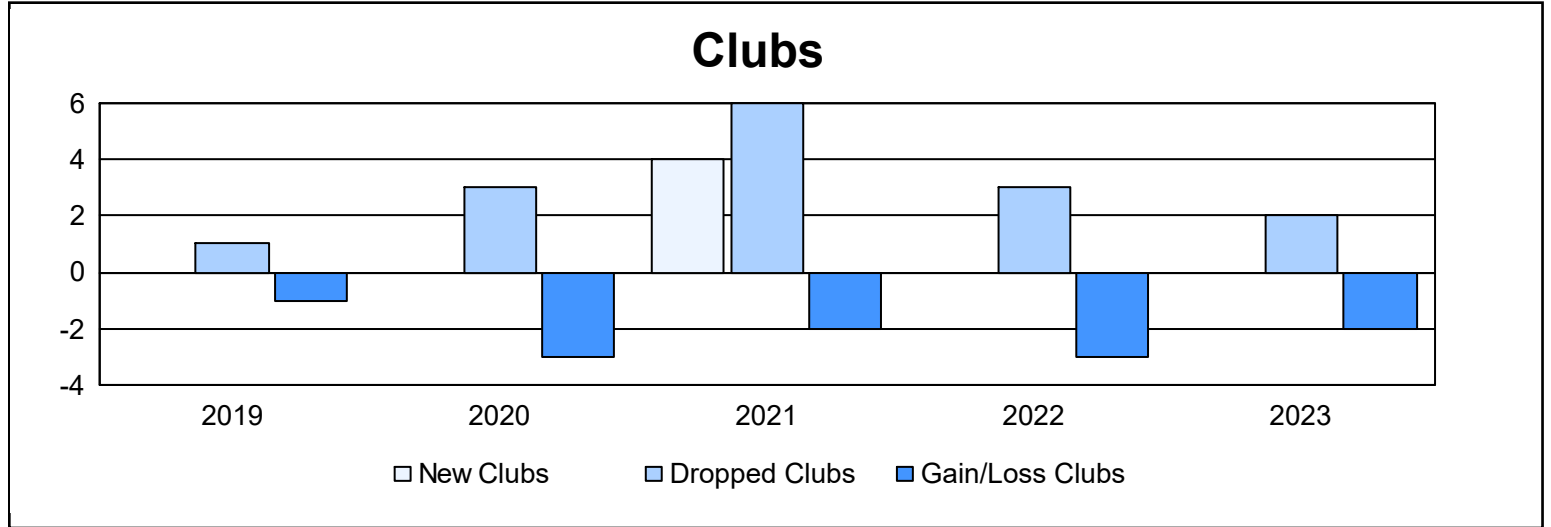
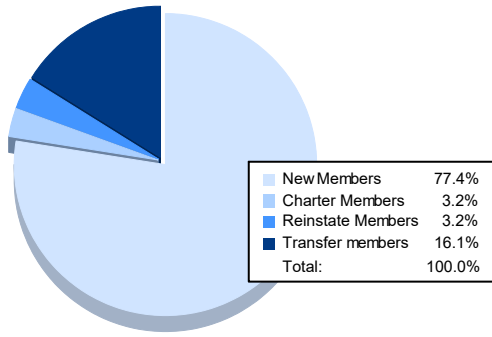


Year	New Clubs	Dropped Clubs	Gain/ Loss Clubs	New Members	Charter Members	Reinstate Members	Transfer Members	Total Member Added	Total Members Dropped	Gain/ Loss Members
2018-2019	0	1	-1	48	0	17	0	65	125	-60
2019-2020	0	3	-3	25	0	8	0	33	104	-71
2020-2021	4	6	-2	56	87	29	5	177	154	23
2021-2022	0	3	-3	67	3	54	2	126	157	-31
2022-2023	0	2	-2	24	1	1	5	31	107	-76
<b>Average</b>	<b>1</b>	<b>3</b>	<b>-2</b>	<b>44</b>	<b>18</b>	<b>22</b>	<b>2</b>	<b>86</b>	<b>129</b>	<b>-43</b>



### Membership Composition June 2023 Cumulative



### Gender Composition June 2023 Cumulative

