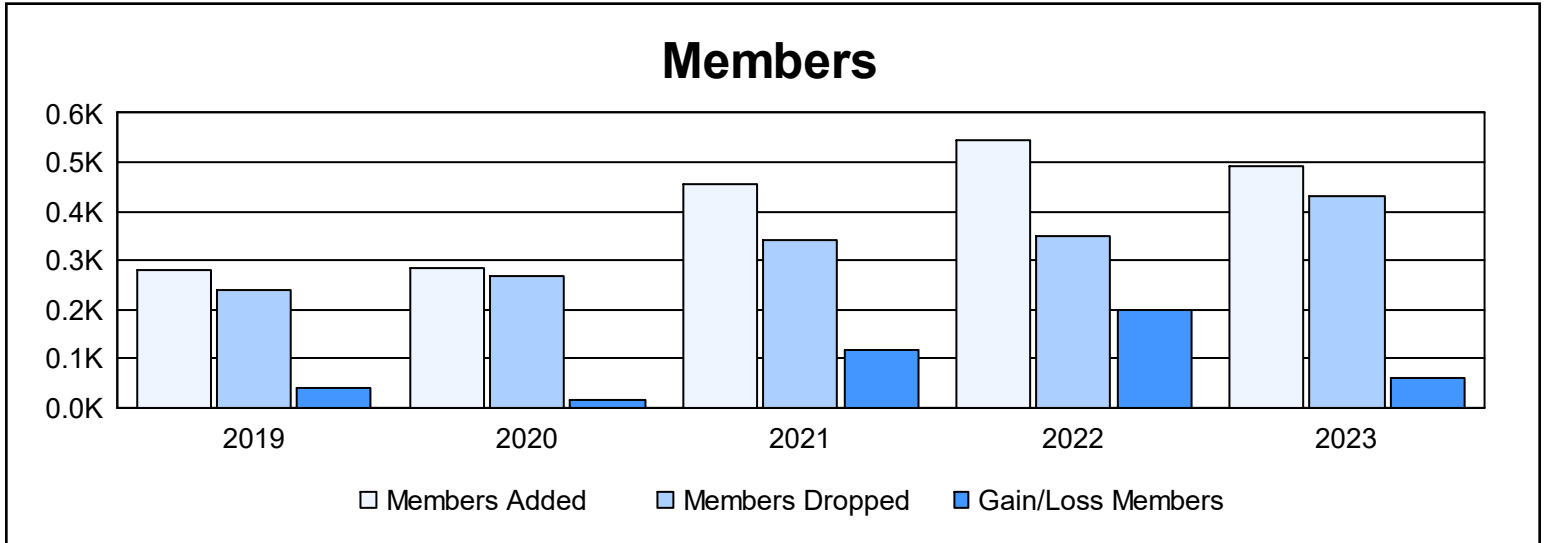
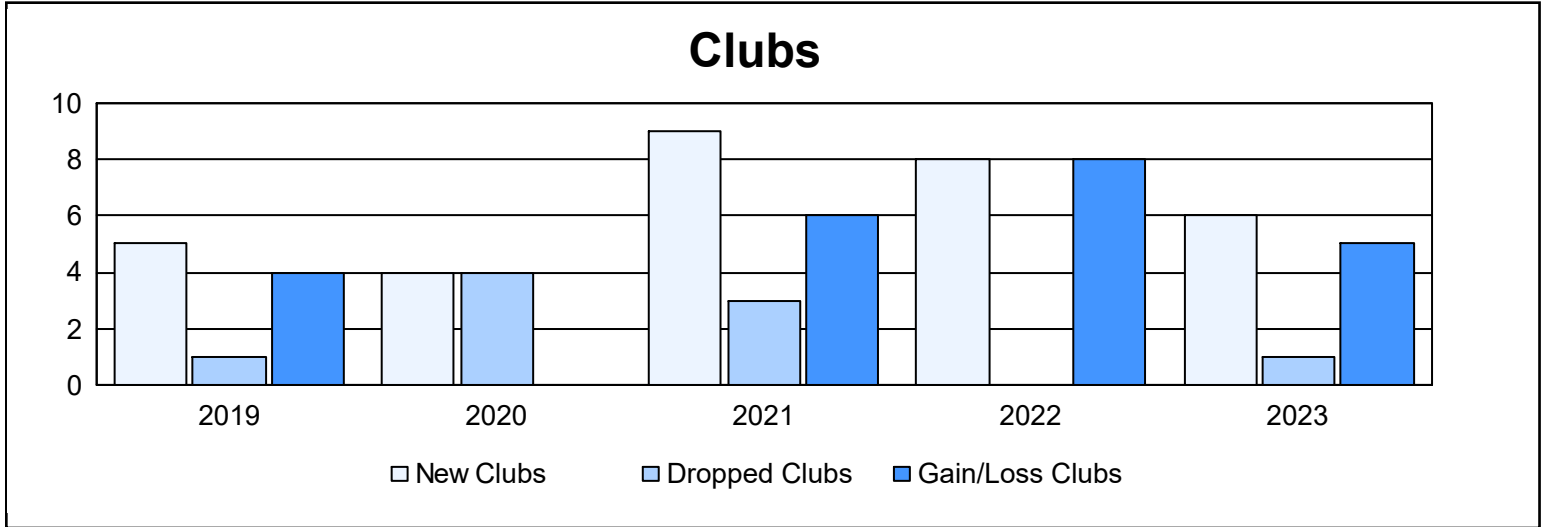
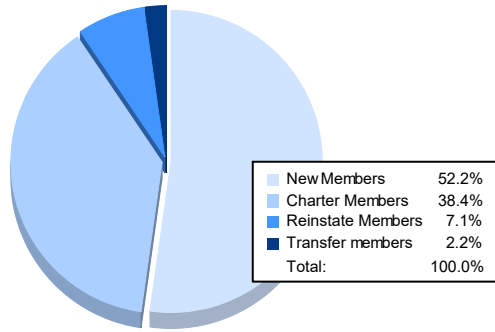


| Year           | New Clubs | Dropped Clubs | Gain/ Loss Clubs | New Members | Charter Members | Reinstate Members | Transfer Members | Total Member Added | Total Members Dropped | Gain/ Loss Members |
|----------------|-----------|---------------|------------------|-------------|-----------------|-------------------|------------------|--------------------|-----------------------|--------------------|
| 2018-2019      | 5         | 1             | 4                | 113         | 138             | 13                | 15               | 279                | 240                   | 39                 |
| 2019-2020      | 4         | 4             | 0                | 152         | 92              | 25                | 14               | 283                | 269                   | 14                 |
| 2020-2021      | 9         | 3             | 6                | 182         | 240             | 28                | 6                | 456                | 340                   | 116                |
| 2021-2022      | 8         | 0             | 8                | 281         | 238             | 14                | 13               | 546                | 349                   | 197                |
| 2022-2023      | 6         | 1             | 5                | 256         | 188             | 35                | 11               | 490                | 431                   | 59                 |
| <b>Average</b> | <b>6</b>  | <b>2</b>      | <b>5</b>         | <b>197</b>  | <b>179</b>      | <b>23</b>         | <b>12</b>        | <b>411</b>         | <b>326</b>            | <b>85</b>          |



### Membership Composition June 2023 Cumulative



### Gender Composition June 2023 Cumulative

