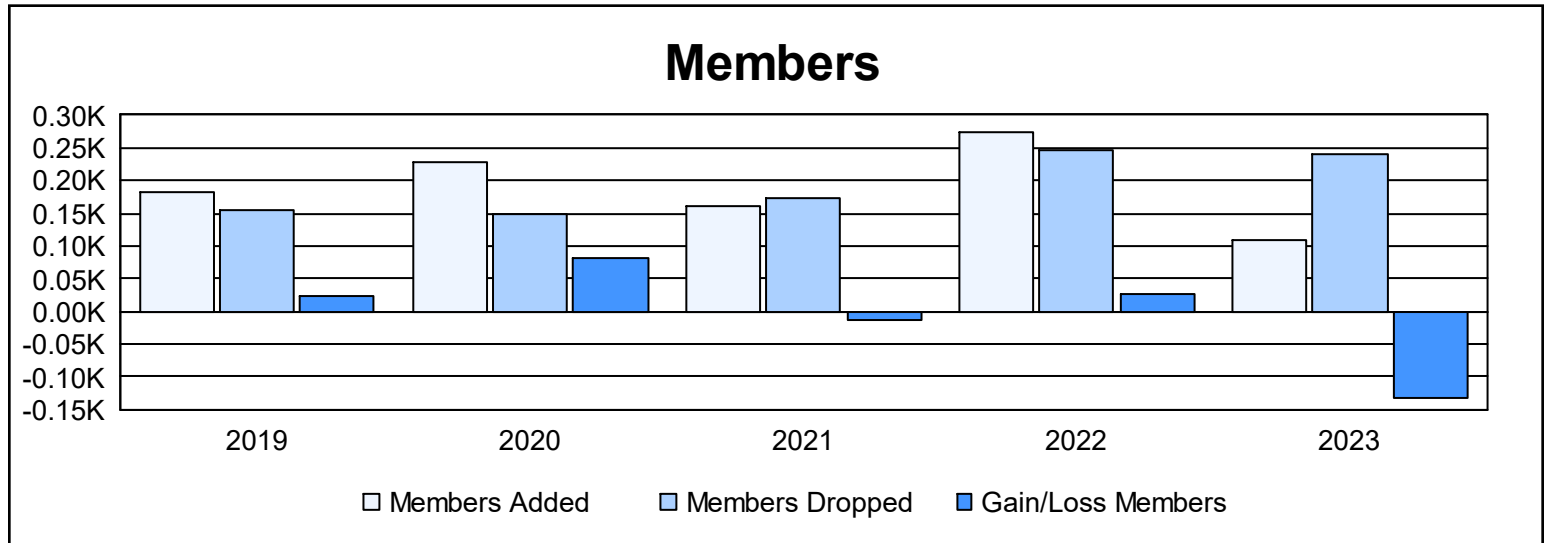
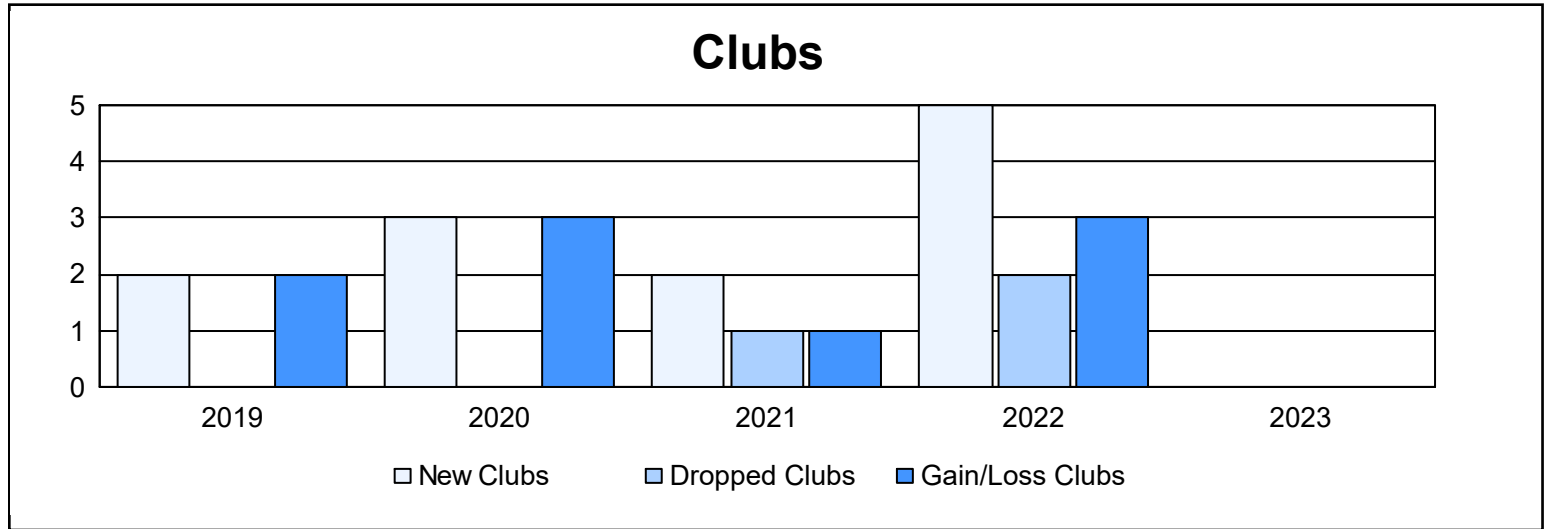
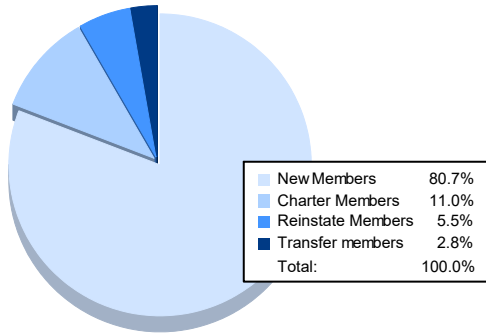


| Year           | New Clubs | Dropped Clubs | Gain/ Loss Clubs | New Members | Charter Members | Reinstate Members | Transfer Members | Total Member Added | Total Members Dropped | Gain/ Loss Members |
|----------------|-----------|---------------|------------------|-------------|-----------------|-------------------|------------------|--------------------|-----------------------|--------------------|
| 2018-2019      | 2         | 0             | 2                | 122         | 51              | 7                 | 1                | 181                | 156                   | 25                 |
| 2019-2020      | 3         | 0             | 3                | 141         | 67              | 1                 | 20               | 229                | 148                   | 81                 |
| 2020-2021      | 2         | 1             | 1                | 109         | 35              | 7                 | 11               | 162                | 174                   | -12                |
| 2021-2022      | 5         | 2             | 3                | 106         | 147             | 3                 | 17               | 273                | 245                   | 28                 |
| 2022-2023      | 0         | 0             | 0                | 88          | 12              | 6                 | 3                | 109                | 240                   | -131               |
| <b>Average</b> | <b>2</b>  | <b>1</b>      | <b>2</b>         | <b>113</b>  | <b>62</b>       | <b>5</b>          | <b>10</b>        | <b>191</b>         | <b>193</b>            | <b>-2</b>          |



### Membership Composition June 2023 Cumulative



### Gender Composition June 2023 Cumulative

