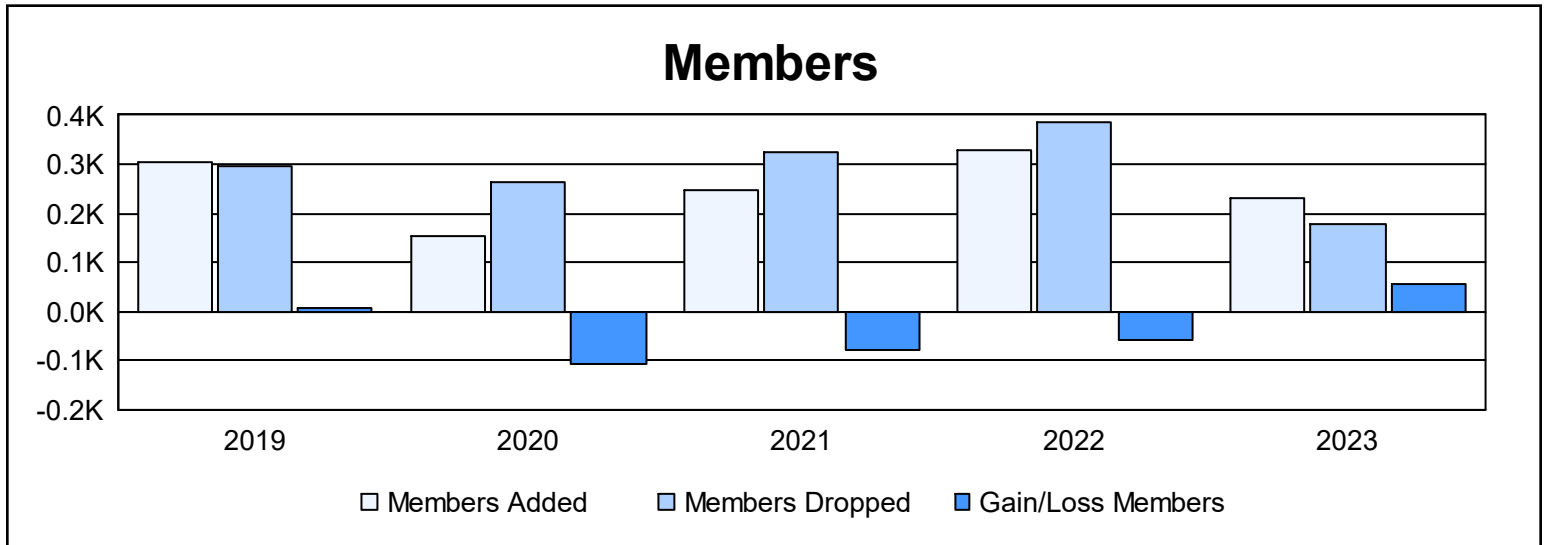
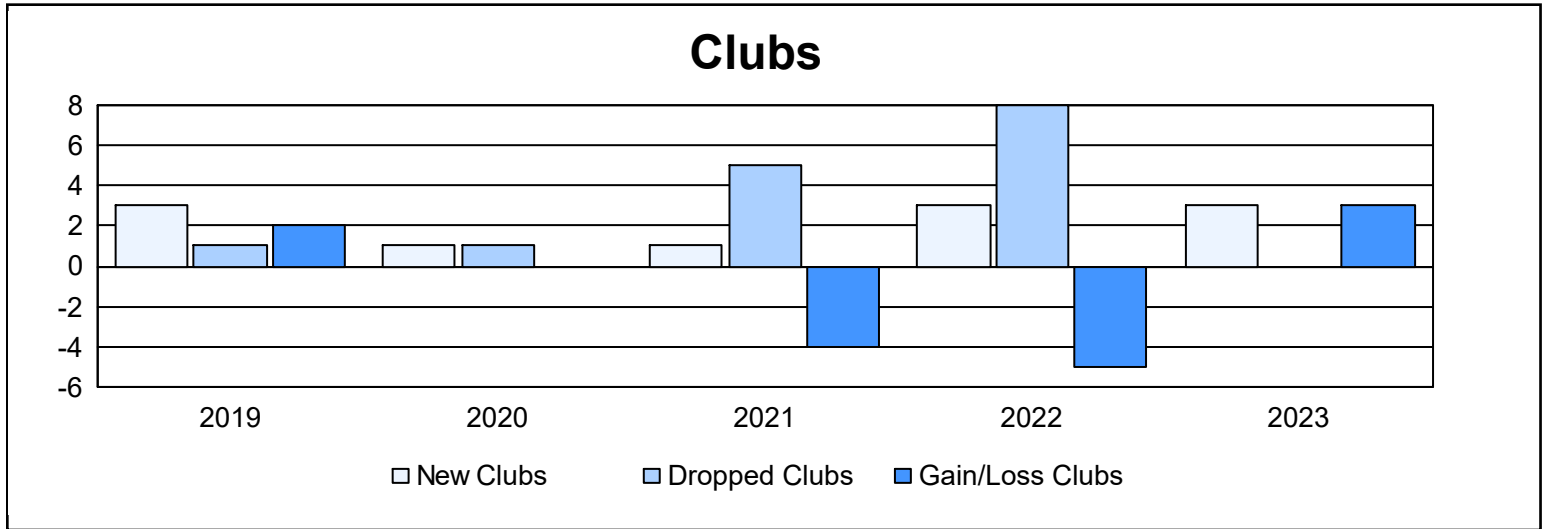
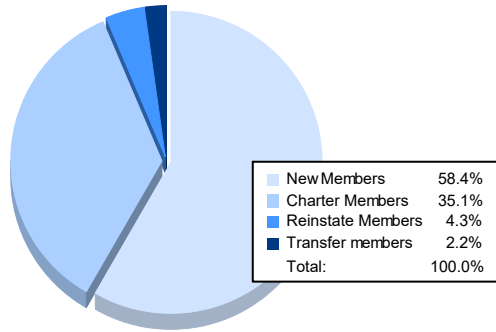


| Year | New Clubs | Dropped Clubs | Gain/ Loss Clubs | New Members | Charter Members | Reinstate Members | Transfer Members | Total Member Added | Total Members Dropped | Gain/ Loss Members |
|----------------|-----------|---------------|------------------|-------------|-----------------|-------------------|------------------|--------------------|-----------------------|--------------------|
| 2018-2019 | 3 | 1 | 2 | 189 | 91 | 22 | 1 | 303 | 295 | 8 |
| 2019-2020 | 1 | 1 | 0 | 89 | 44 | 14 | 8 | 155 | 262 | -107 |
| 2020-2021 | 1 | 5 | -4 | 177 | 59 | 10 | 2 | 248 | 326 | -78 |
| 2021-2022 | 3 | 8 | -5 | 142 | 113 | 69 | 5 | 329 | 387 | -58 |
| 2022-2023 | 3 | 0 | 3 | 135 | 81 | 10 | 5 | 231 | 177 | 54 |
| Average | 2 | 3 | -1 | 146 | 78 | 25 | 4 | 253 | 289 | -36 |



Membership Composition June 2023 Cumulative



Gender Composition June 2023 Cumulative

