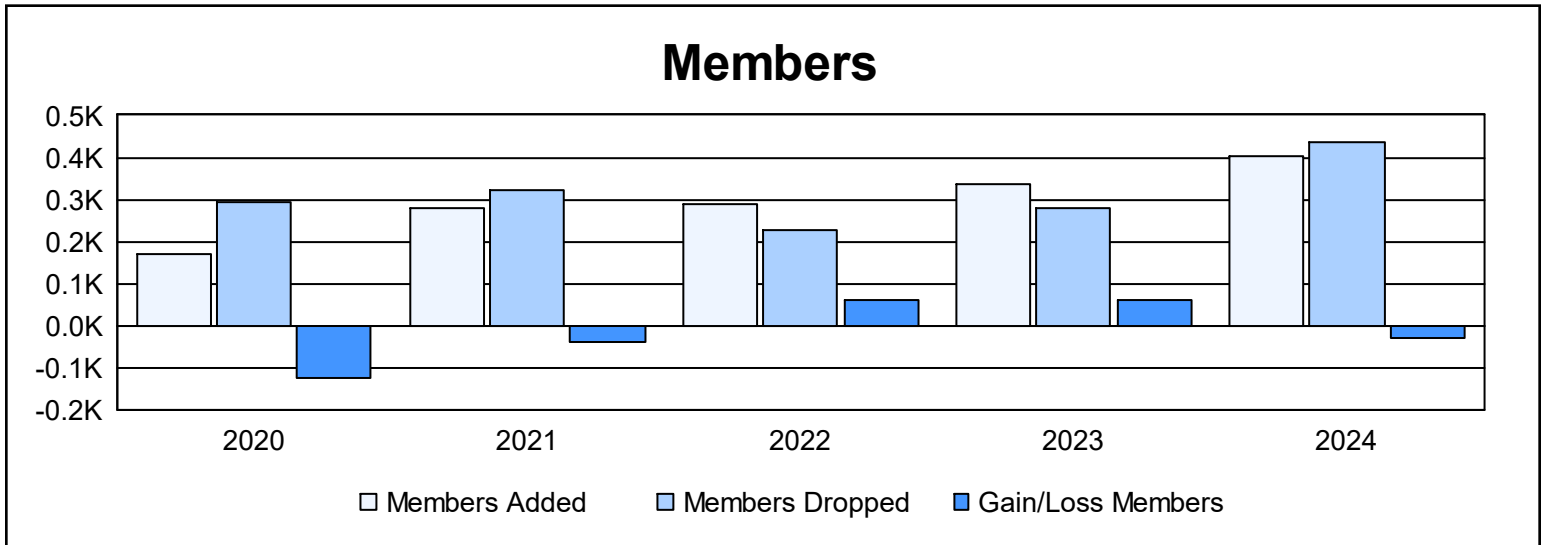
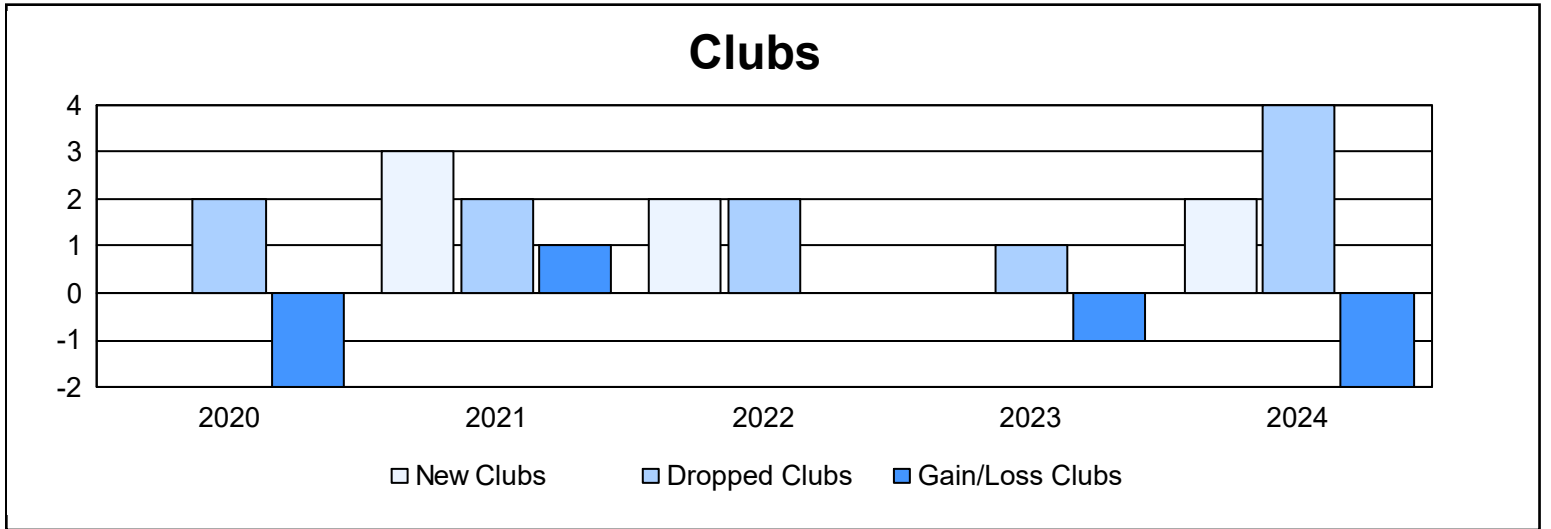
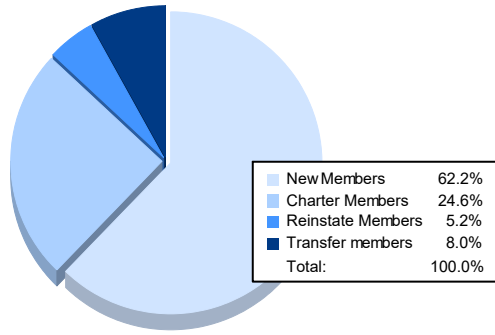


Year	New Clubs	Dropped Clubs	Gain/ Loss Clubs	New Members	Charter Members	Reinstate Members	Transfer Members	Total Member Added	Total Members Dropped	Gain/ Loss Members
2019-2020	0	2	-2	159	3	7	0	169	292	-123
2020-2021	3	2	1	146	108	20	7	281	321	-40
2021-2022	2	2	0	222	38	29	1	290	229	61
2022-2023	0	1	-1	264	3	57	14	338	279	59
2023-2024	2	4	-2	250	99	21	32	402	434	-32
<b>Average</b>	<b>1</b>	<b>2</b>	<b>-1</b>	<b>208</b>	<b>50</b>	<b>27</b>	<b>11</b>	<b>296</b>	<b>311</b>	<b>-15</b>



### Membership Composition June 2024 Cumulative



### Gender Composition June 2024 Cumulative

