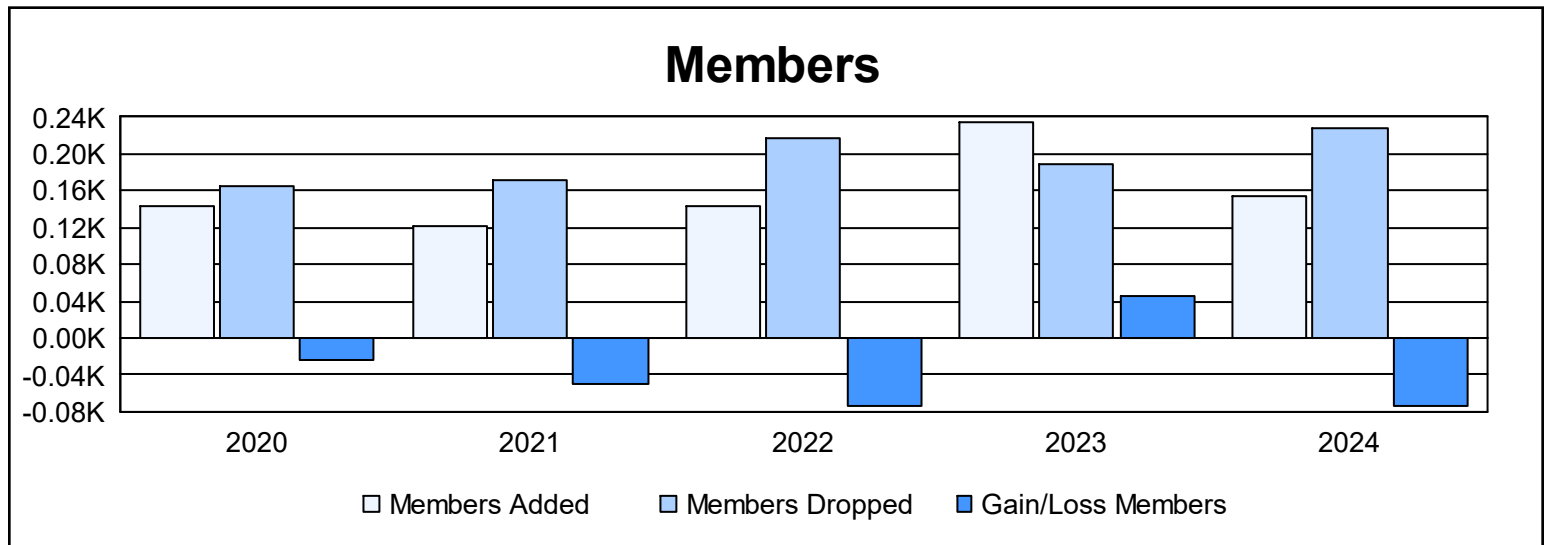
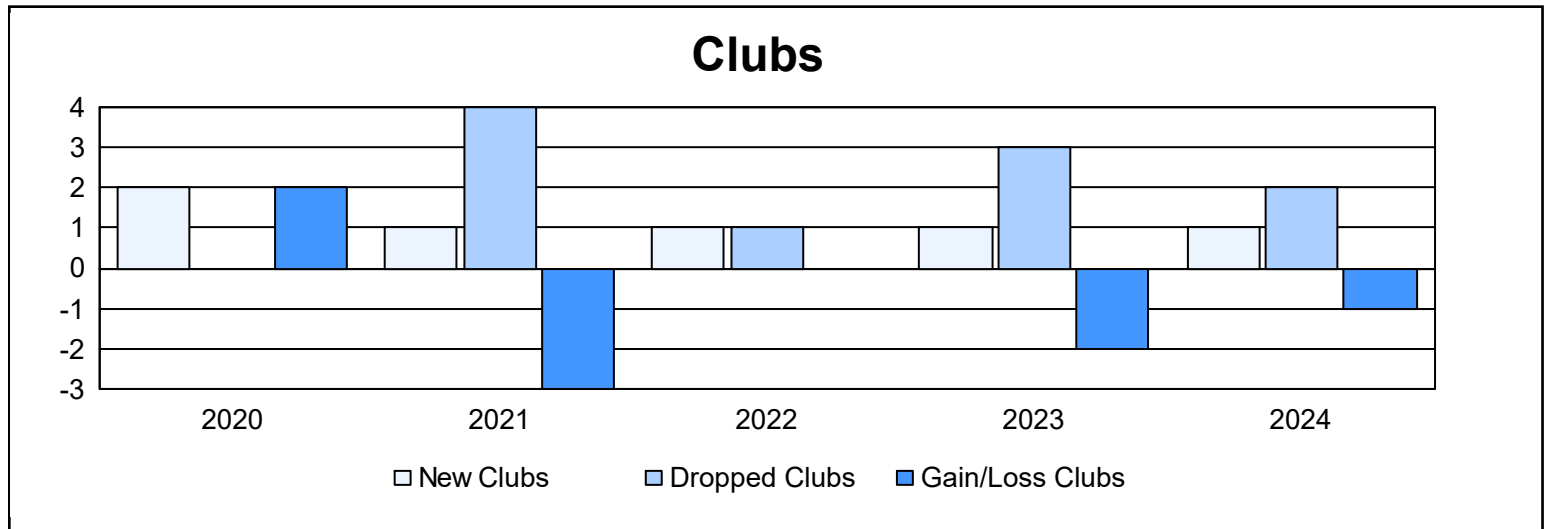
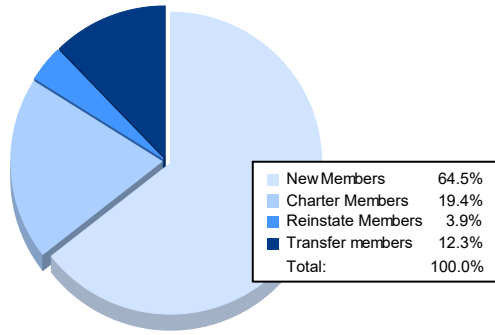


Year	New Clubs	Dropped Clubs	Gain/ Loss Clubs	New Members	Charter Members	Reinstate Members	Transfer Members	Total Member Added	Total Members Dropped	Gain/ Loss Members
2019-2020	2	0	2	68	49	9	17	143	166	-23
2020-2021	1	4	-3	65	23	2	31	121	172	-51
2021-2022	1	1	0	101	21	5	16	143	217	-74
2022-2023	1	3	-2	125	42	28	39	234	188	46
2023-2024	1	2	-1	100	30	6	19	155	229	-74
<b>Average</b>	<b>1</b>	<b>2</b>	<b>-1</b>	<b>92</b>	<b>33</b>	<b>10</b>	<b>24</b>	<b>159</b>	<b>194</b>	<b>-35</b>



### Membership Composition June 2024 Cumulative



### Gender Composition June 2024 Cumulative

