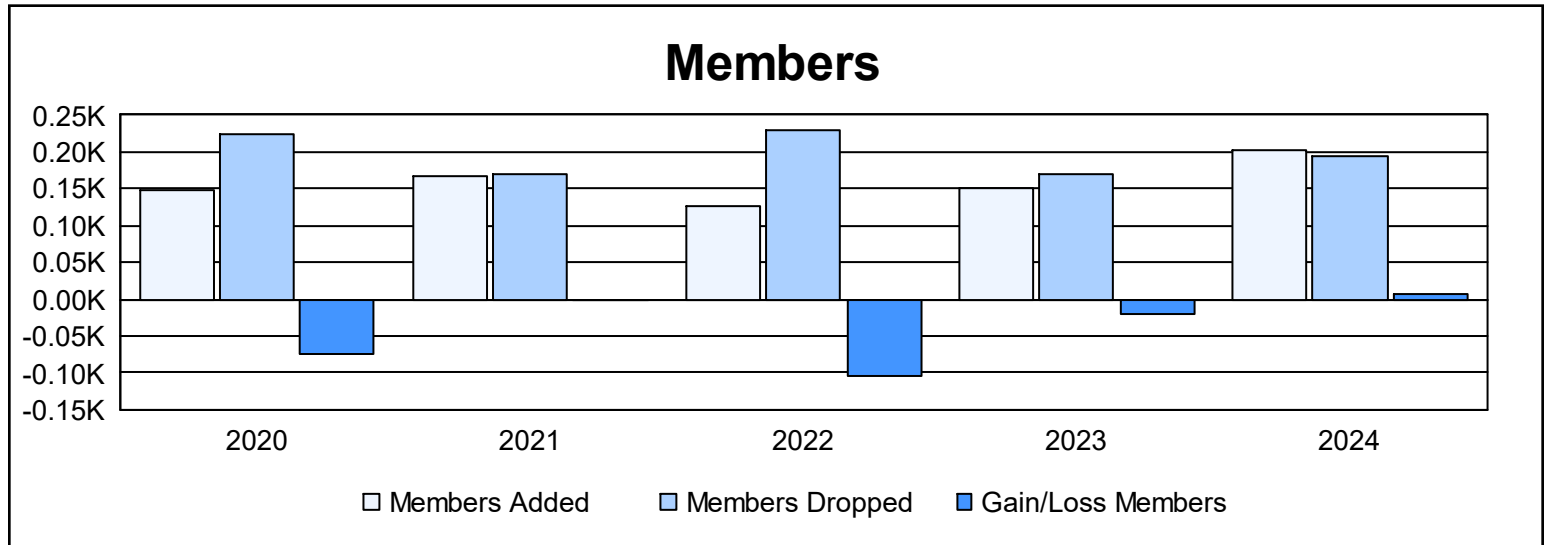
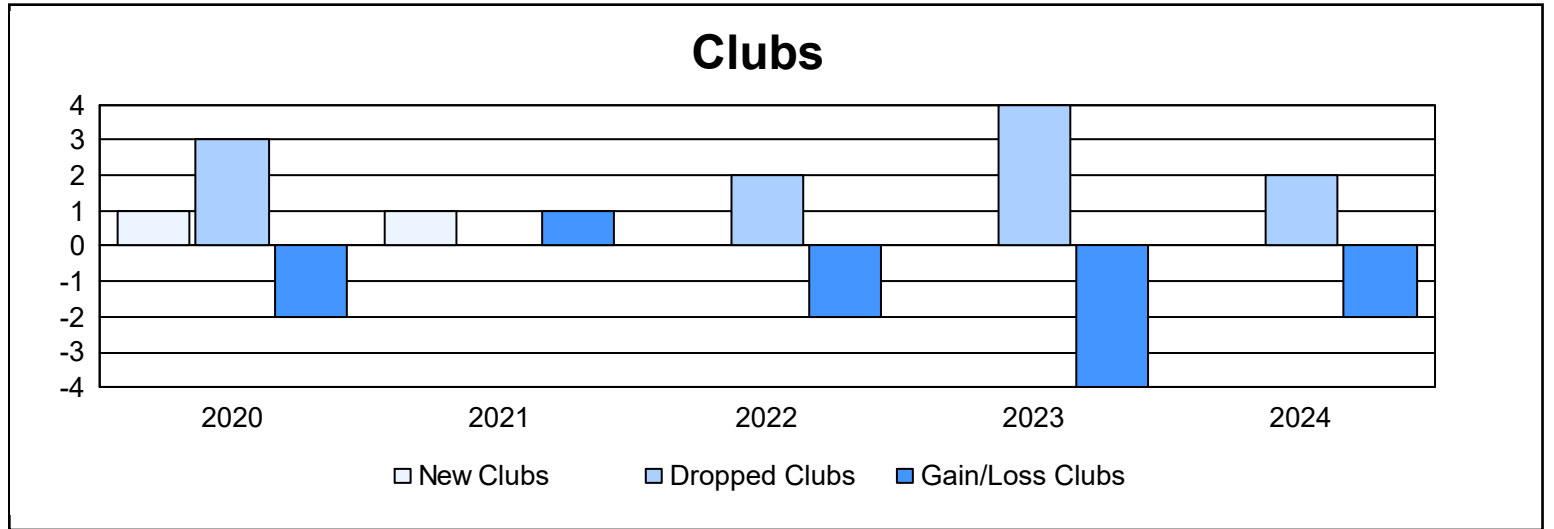
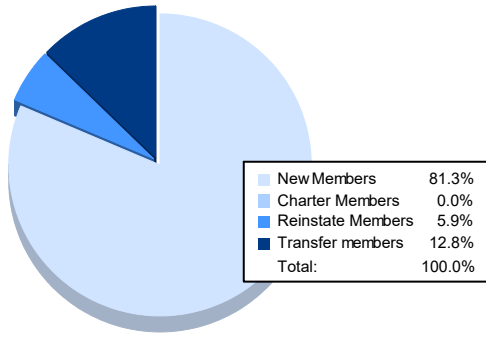


Year	New Clubs	Dropped Clubs	Gain/ Loss Clubs	New Members	Charter Members	Reinstate Members	Transfer Members	Total Member Added	Total Members Dropped	Gain/ Loss Members
2019-2020	1	3	-2	97	23	6	23	149	223	-74
2020-2021	1	0	1	62	78	6	22	168	170	-2
2021-2022	0	2	-2	87	2	9	28	126	229	-103
2022-2023	0	4	-4	120	0	6	26	152	171	-19
2023-2024	0	2	-2	165	0	12	26	203	195	8
<b>Average</b>	<b>0</b>	<b>2</b>	<b>-2</b>	<b>106</b>	<b>21</b>	<b>8</b>	<b>25</b>	<b>160</b>	<b>198</b>	<b>-38</b>



### Membership Composition June 2024 Cumulative



### Gender Composition June 2024 Cumulative

