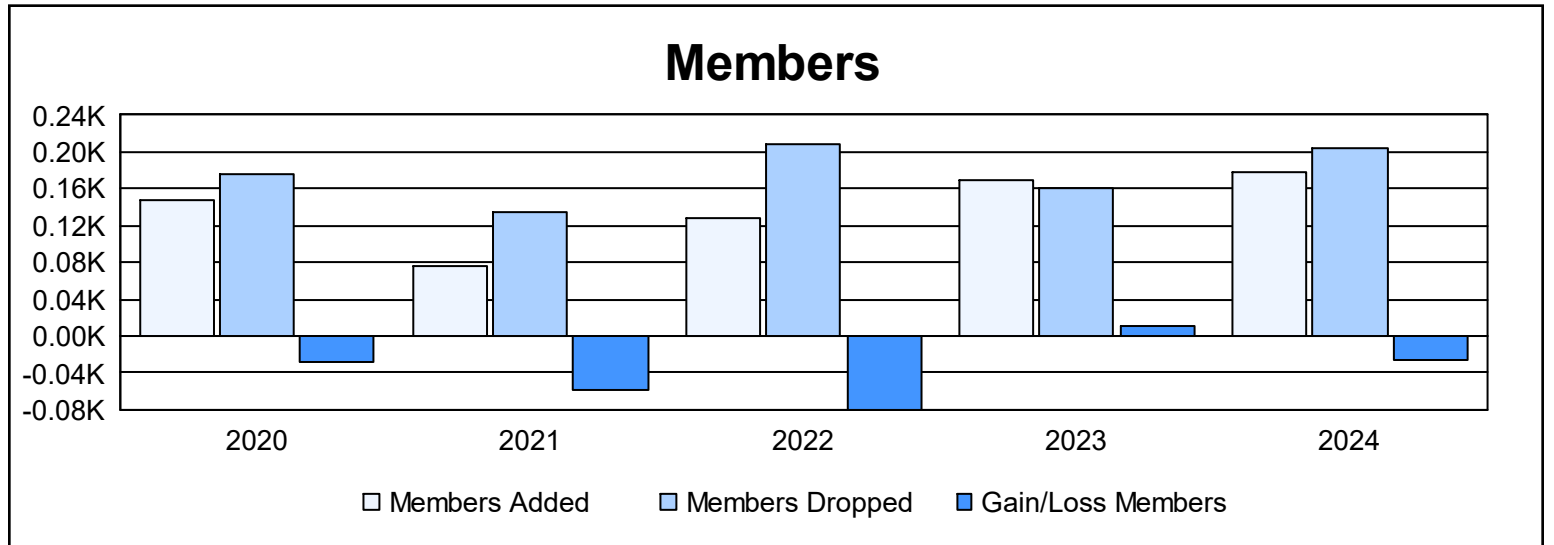
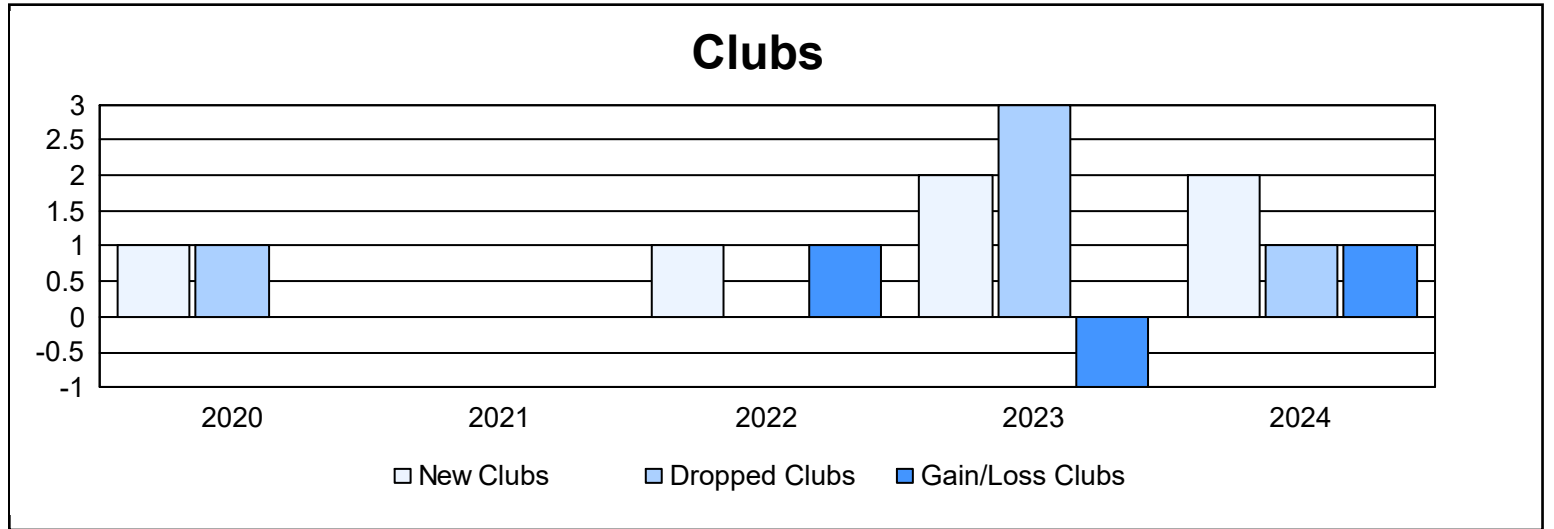
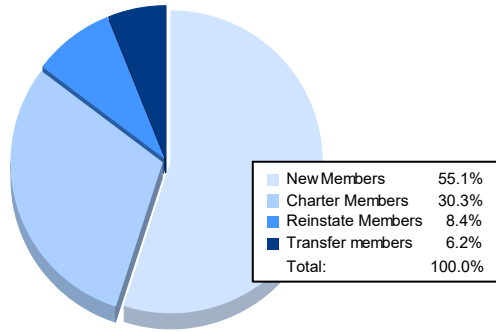


Year	New Clubs	Dropped Clubs	Gain/ Loss Clubs	New Members	Charter Members	Reinstate Members	Transfer Members	Total Member Added	Total Members Dropped	Gain/ Loss Members
2019-2020	1	1	0	84	22	2	39	147	175	-28
2020-2021	0	0	0	67	0	6	3	76	134	-58
2021-2022	1	0	1	83	26	3	16	128	208	-80
2022-2023	2	3	-1	97	48	4	21	170	160	10
2023-2024	2	1	1	98	54	15	11	178	205	-27
<b>Average</b>	<b>1</b>	<b>1</b>	<b>0</b>	<b>86</b>	<b>30</b>	<b>6</b>	<b>18</b>	<b>140</b>	<b>176</b>	<b>-37</b>



### Membership Composition June 2024 Cumulative



### Gender Composition June 2024 Cumulative

