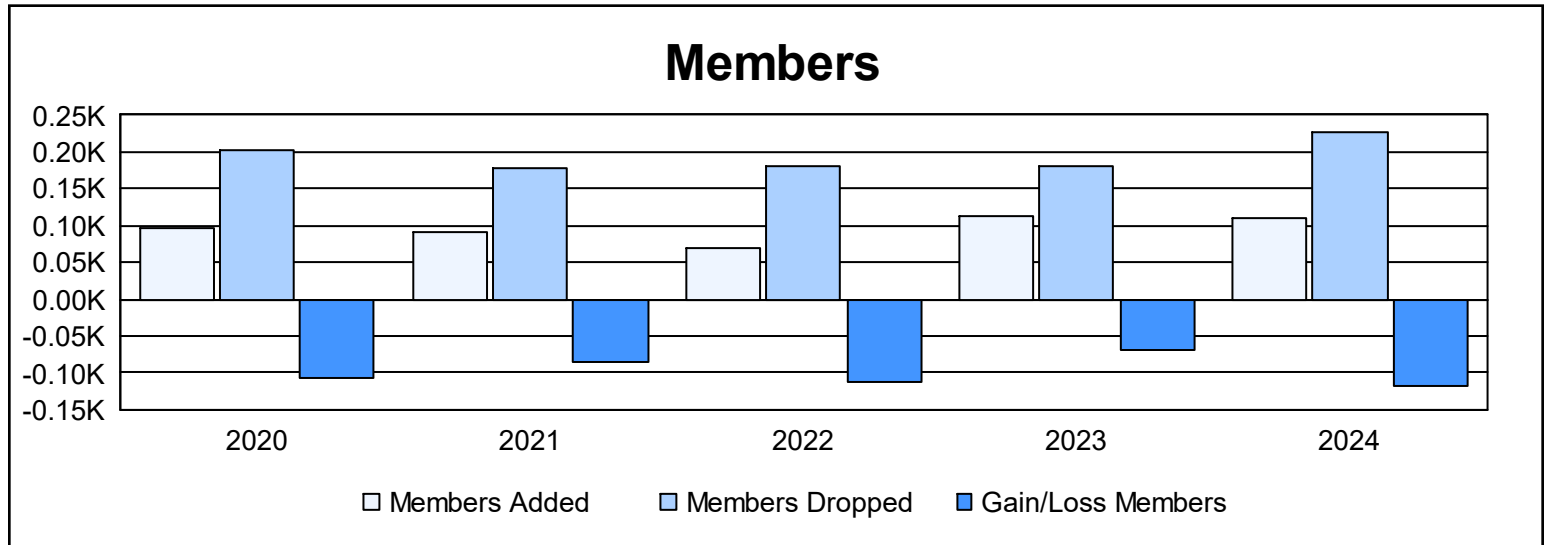
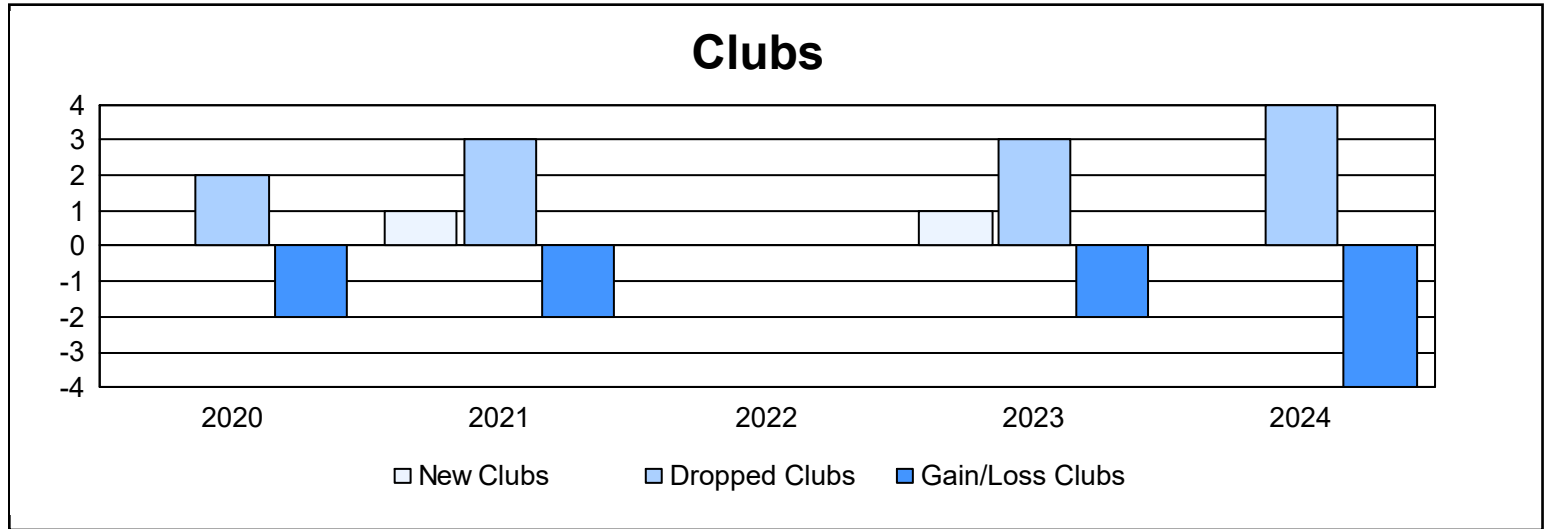
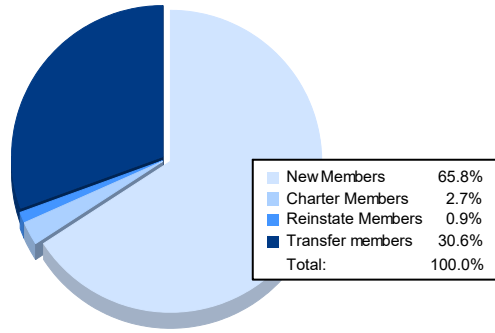


| Year | New Clubs | Dropped Clubs | Gain/ Loss Clubs | New Members | Charter Members | Reinstate Members | Transfer Members | Total Member Added | Total Members Dropped | Gain/ Loss Members |
|----------------|-----------|---------------|------------------|-------------|-----------------|-------------------|------------------|--------------------|-----------------------|--------------------|
| 2019-2020 | 0 | 2 | -2 | 91 | 0 | 1 | 5 | 97 | 203 | -106 |
| 2020-2021 | 1 | 3 | -2 | 58 | 28 | 2 | 3 | 91 | 177 | -86 |
| 2021-2022 | 0 | 0 | 0 | 65 | 1 | 0 | 4 | 70 | 182 | -112 |
| 2022-2023 | 1 | 3 | -2 | 83 | 25 | 1 | 3 | 112 | 180 | -68 |
| 2023-2024 | 0 | 4 | -4 | 73 | 3 | 1 | 34 | 111 | 228 | -117 |
| Average | 0 | 2 | -2 | 74 | 11 | 1 | 10 | 96 | 194 | -98 |



Membership Composition June 2024 Cumulative



Gender Composition June 2024 Cumulative

