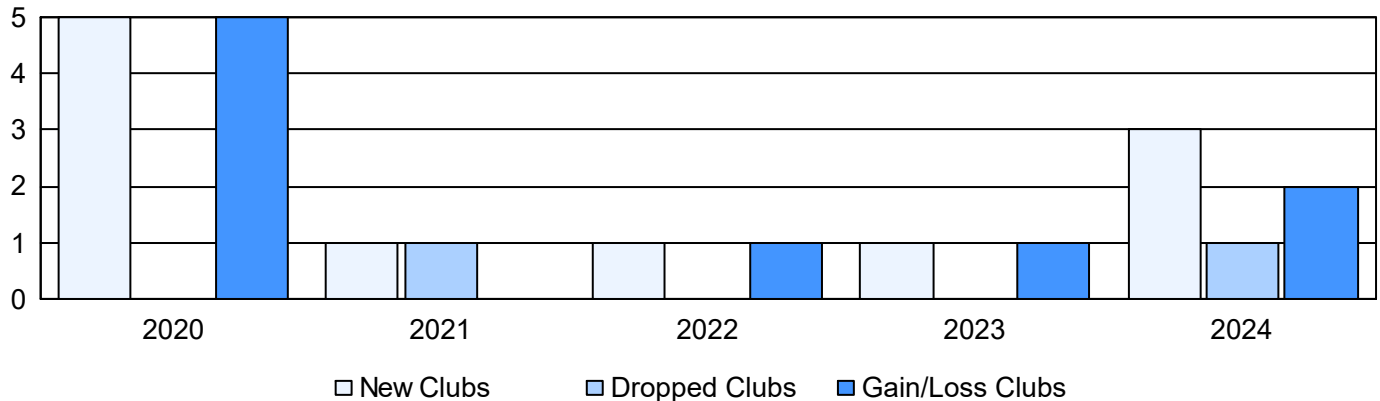
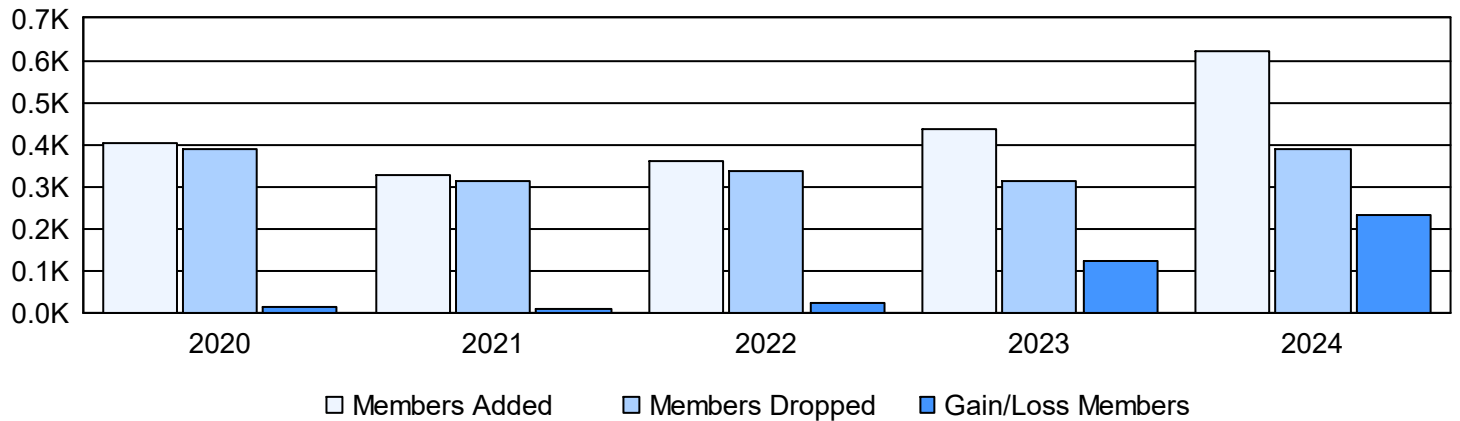


| Year | New Clubs | Dropped Clubs | Gain/ Loss Clubs | New Members | Charter Members | Reinstate Members | Transfer Members | Total Member Added | Total Members Dropped | Gain/ Loss Members |
|----------------|-----------|---------------|------------------|-------------|-----------------|-------------------|------------------|--------------------|-----------------------|--------------------|
| 2019-2020 | 5 | 0 | 5 | 252 | 128 | 5 | 18 | 403 | 391 | 12 |
| 2020-2021 | 1 | 1 | 0 | 260 | 44 | 10 | 11 | 325 | 315 | 10 |
| 2021-2022 | 1 | 0 | 1 | 292 | 37 | 20 | 12 | 361 | 338 | 23 |
| 2022-2023 | 1 | 0 | 1 | 371 | 36 | 10 | 18 | 435 | 312 | 123 |
| 2023-2024 | 3 | 1 | 2 | 480 | 104 | 10 | 28 | 622 | 391 | 231 |
| Average | 2 | 0 | 2 | 331 | 70 | 11 | 17 | 429 | 349 | 80 |

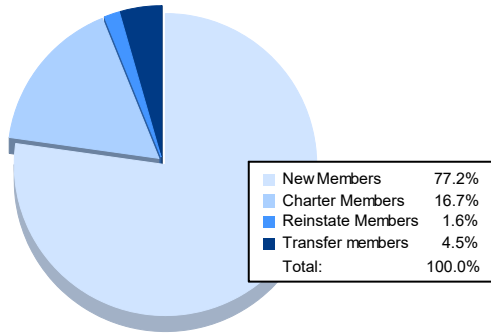
Clubs



Members



Membership Composition June 2024 Cumulative



Gender Composition June 2024 Cumulative

