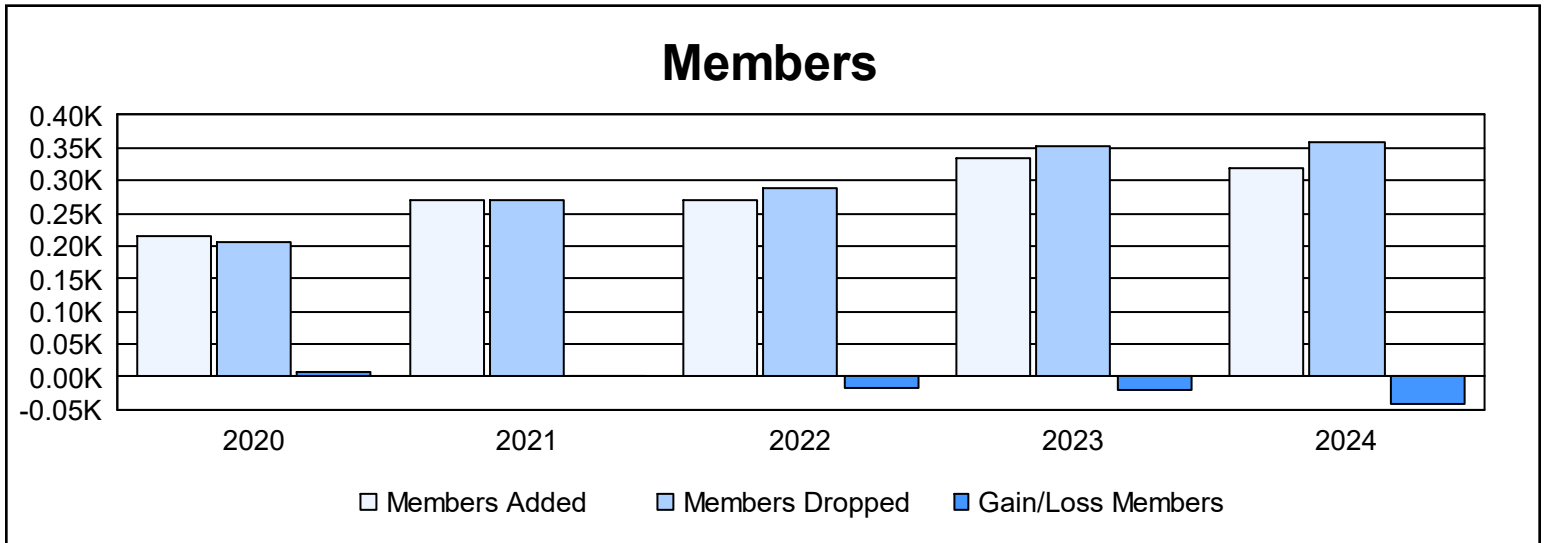
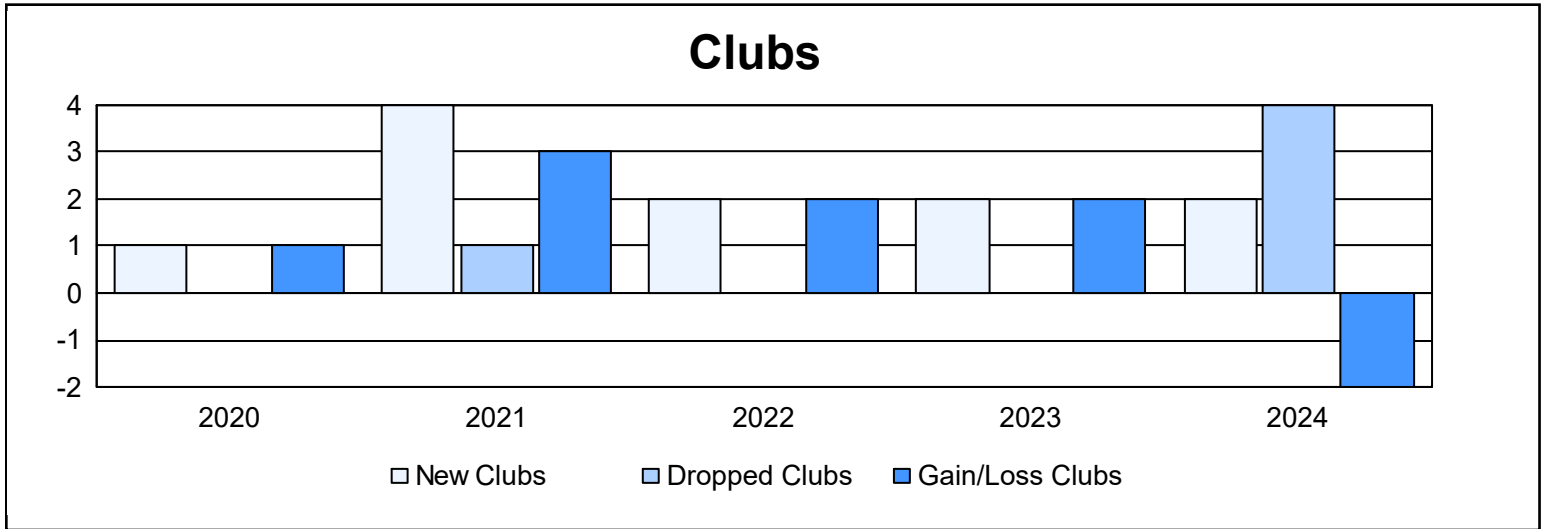
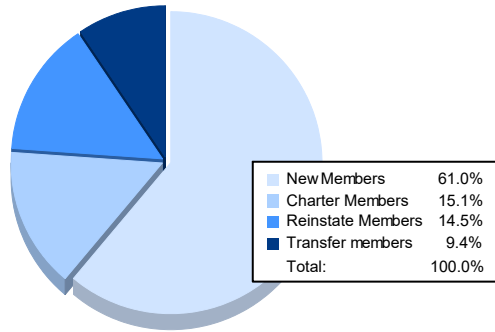


Year	New Clubs	Dropped Clubs	Gain/ Loss Clubs	New Members	Charter Members	Reinstate Members	Transfer Members	Total Member Added	Total Members Dropped	Gain/ Loss Members
2019-2020	1	0	1	151	32	9	22	214	205	9
2020-2021	4	1	3	131	112	10	17	270	269	1
2021-2022	2	0	2	191	56	7	17	271	287	-16
2022-2023	2	0	2	254	48	5	26	333	352	-19
2023-2024	2	4	-2	194	48	46	30	318	359	-41
<b>Average</b>	<b>2</b>	<b>1</b>	<b>1</b>	<b>184</b>	<b>59</b>	<b>15</b>	<b>22</b>	<b>281</b>	<b>294</b>	<b>-13</b>



### Membership Composition June 2024 Cumulative



### Gender Composition June 2024 Cumulative

