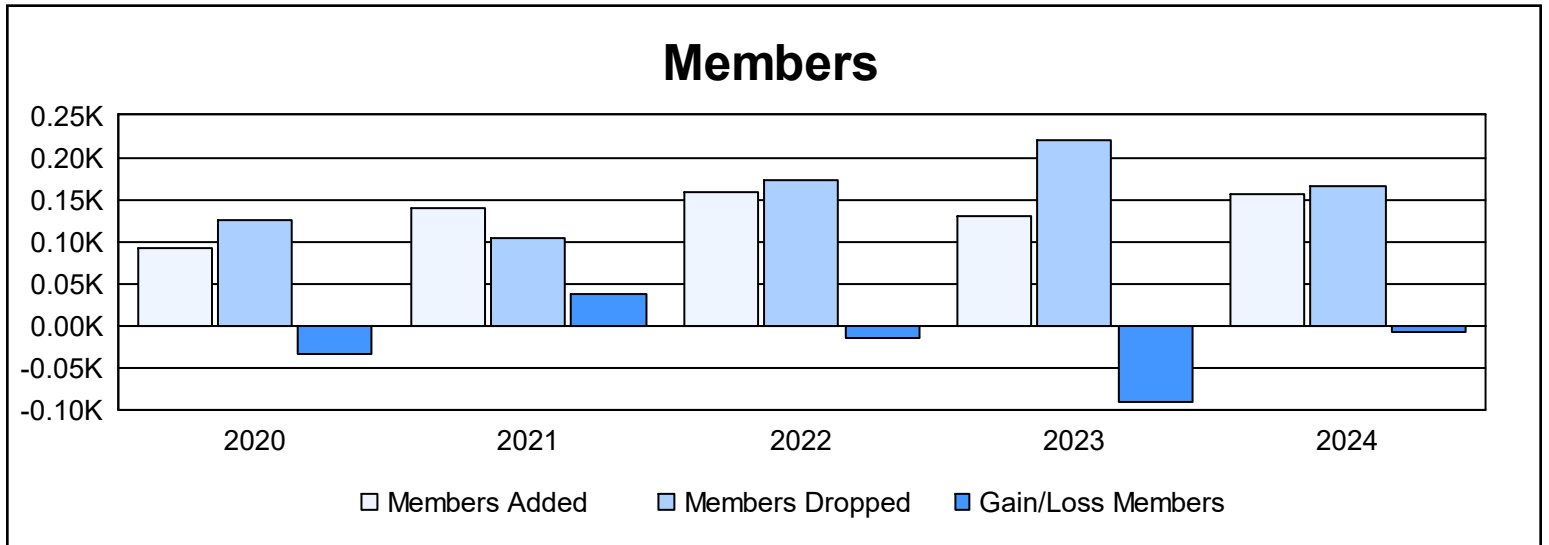
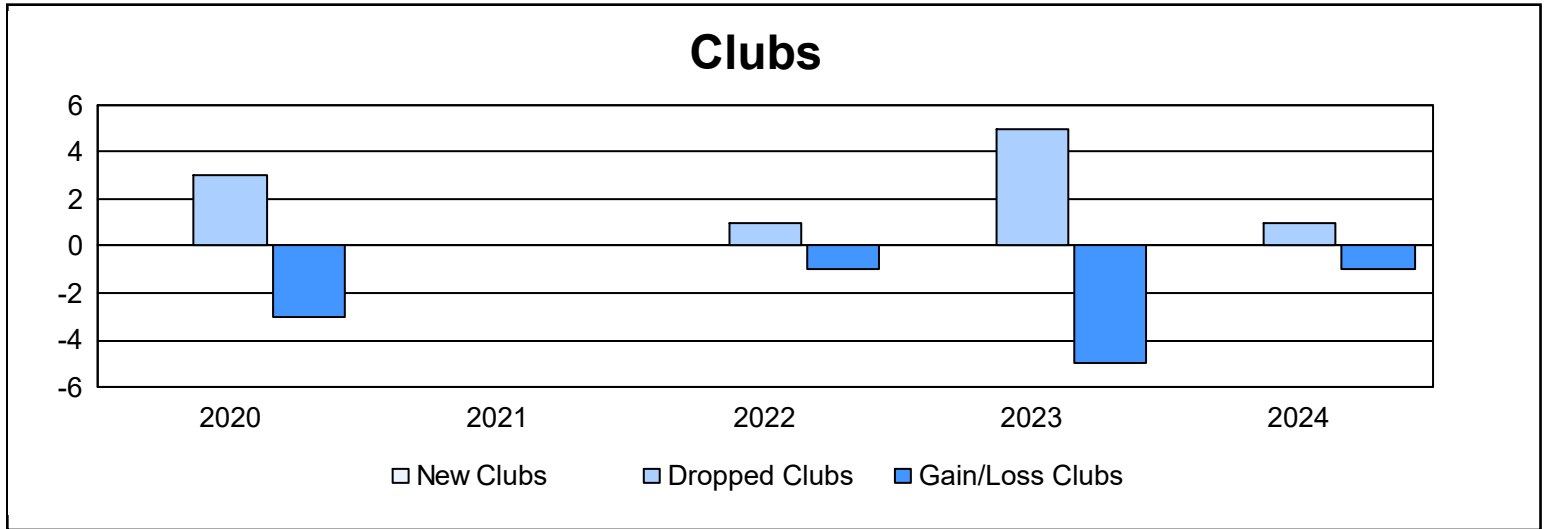
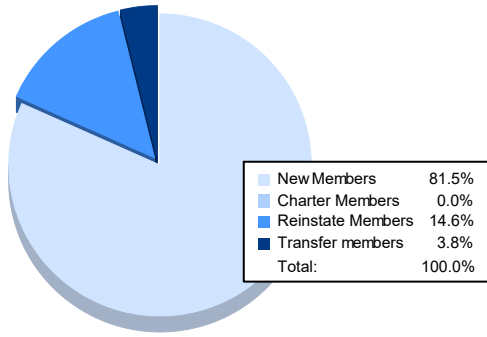


Year	New Clubs	Dropped Clubs	Gain/ Loss Clubs	New Members	Charter Members	Reinstate Members	Transfer Members	Total Member Added	Total Members Dropped	Gain/ Loss Members
2019-2020	0	3	-3	79	1	8	4	92	125	-33
2020-2021	0	0	0	130	1	4	5	140	103	37
2021-2022	0	1	-1	143	0	10	5	158	172	-14
2022-2023	0	5	-5	110	3	9	9	131	221	-90
2023-2024	0	1	-1	128	0	23	6	157	165	-8
<b>Average</b>	<b>0</b>	<b>2</b>	<b>-2</b>	<b>118</b>	<b>1</b>	<b>11</b>	<b>6</b>	<b>136</b>	<b>157</b>	<b>-22</b>



### Membership Composition June 2024 Cumulative



### Gender Composition June 2024 Cumulative

