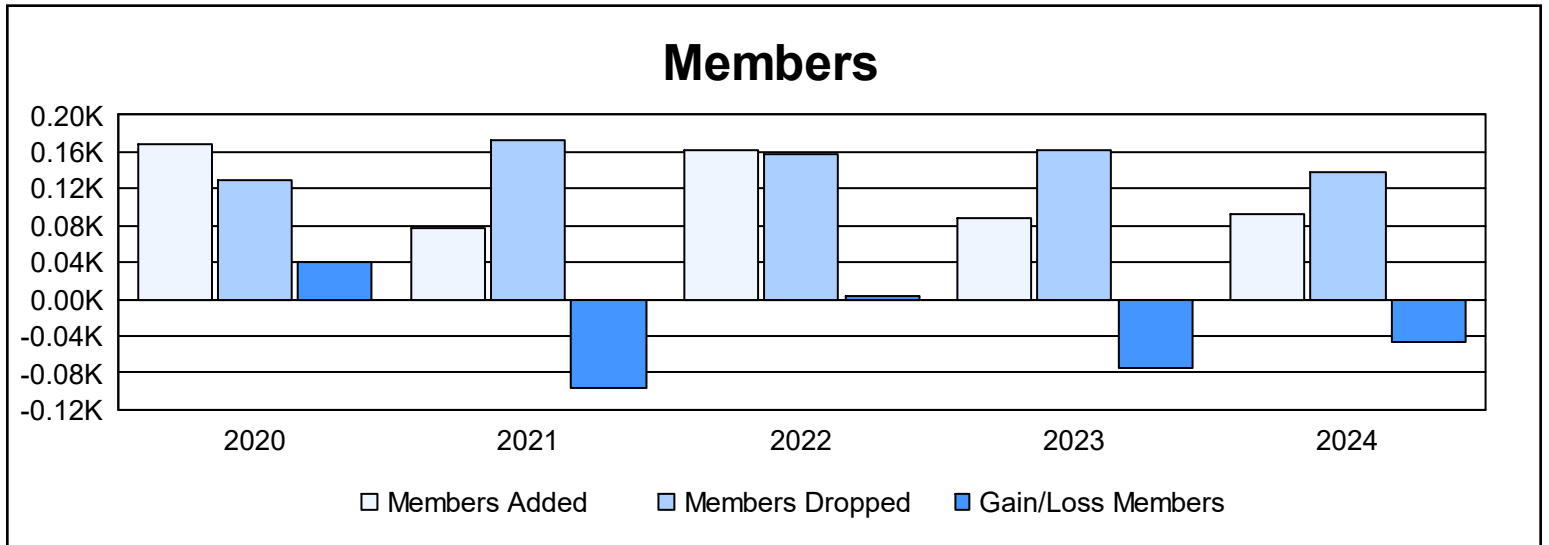
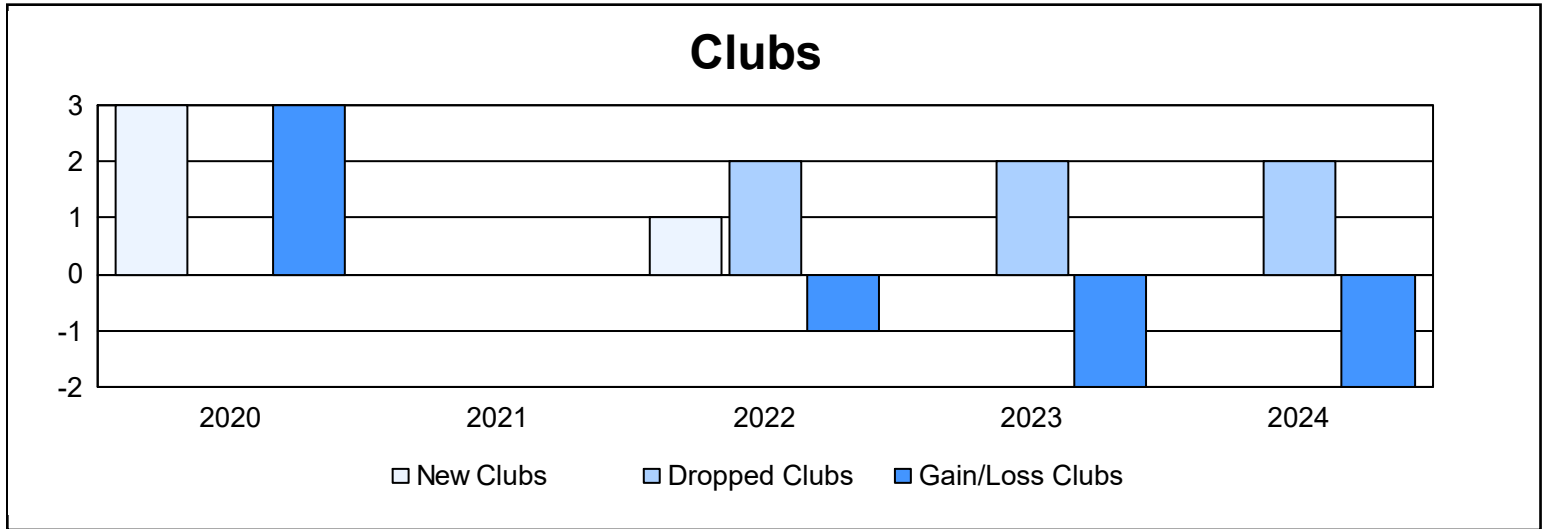
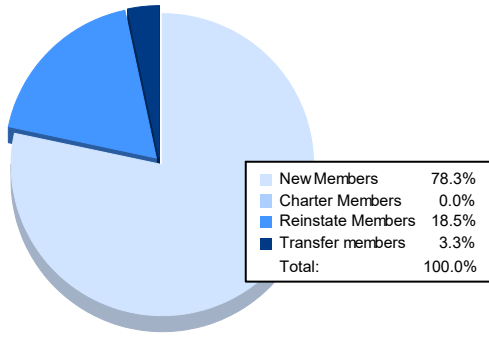


Year	New Clubs	Dropped Clubs	Gain/ Loss Clubs	New Members	Charter Members	Reinstate Members	Transfer Members	Total Member Added	Total Members Dropped	Gain/ Loss Members
2019-2020	3	0	3	54	101	7	7	169	129	40
2020-2021	0	0	0	67	2	7	1	77	173	-96
2021-2022	1	2	-1	115	36	2	9	162	158	4
2022-2023	0	2	-2	63	7	14	3	87	162	-75
2023-2024	0	2	-2	72	0	17	3	92	138	-46
<b>Average</b>	<b>1</b>	<b>1</b>	<b>0</b>	<b>74</b>	<b>29</b>	<b>9</b>	<b>5</b>	<b>117</b>	<b>152</b>	<b>-35</b>



### Membership Composition June 2024 Cumulative



### Gender Composition June 2024 Cumulative

