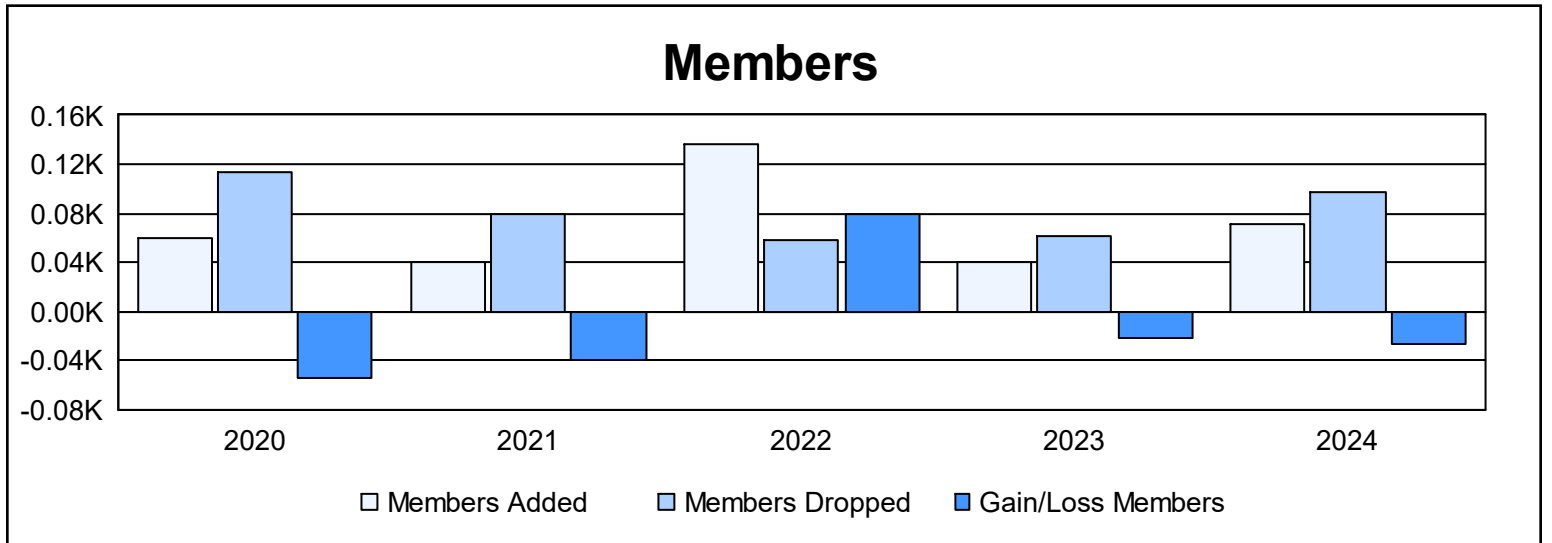
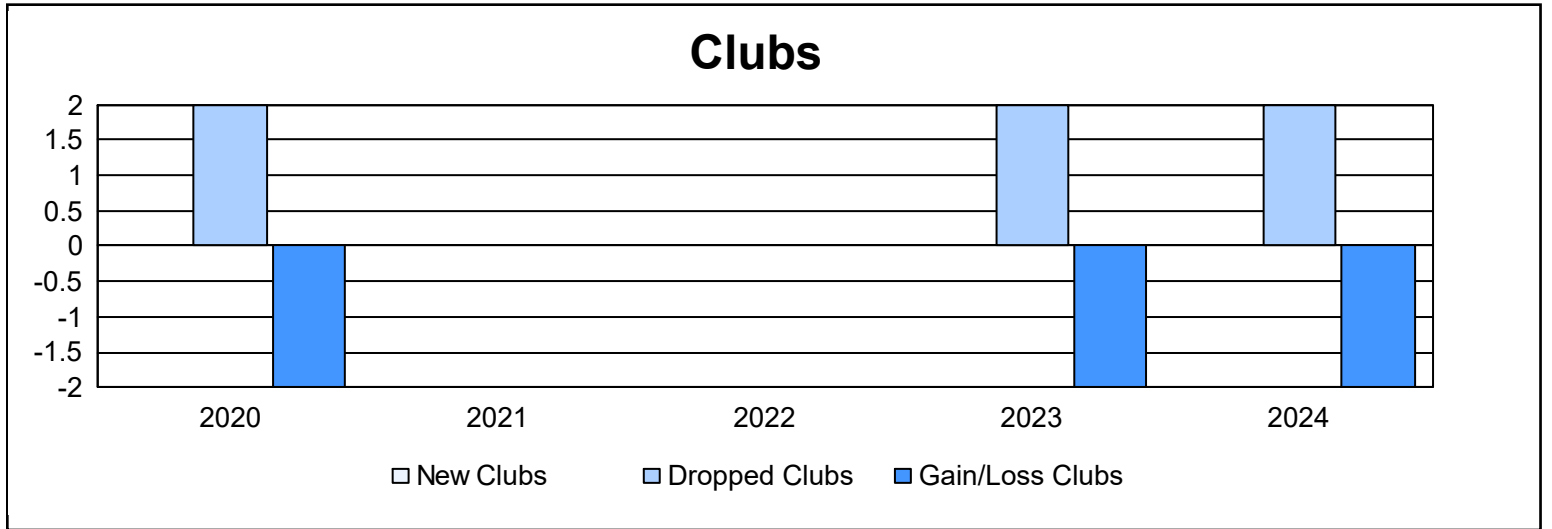
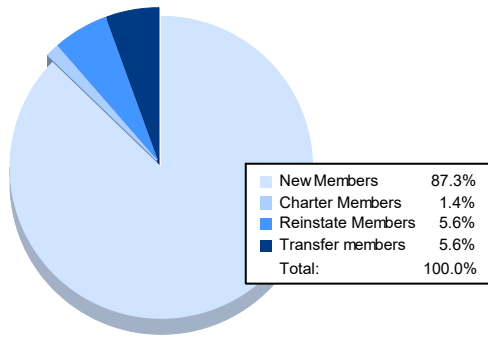


Year	New Clubs	Dropped Clubs	Gain/ Loss Clubs	New Members	Charter Members	Reinstate Members	Transfer Members	Total Member Added	Total Members Dropped	Gain/ Loss Members
2019-2020	0	2	-2	49	0	7	3	59	113	-54
2020-2021	0	0	0	30	0	8	2	40	80	-40
2021-2022	0	0	0	135	0	2	0	137	58	79
2022-2023	0	2	-2	35	0	3	2	40	62	-22
2023-2024	0	2	-2	62	1	4	4	71	97	-26
<b>Average</b>	<b>0</b>	<b>1</b>	<b>-1</b>	<b>62</b>	<b>0</b>	<b>5</b>	<b>2</b>	<b>69</b>	<b>82</b>	<b>-13</b>



### Membership Composition June 2024 Cumulative



### Gender Composition June 2024 Cumulative

