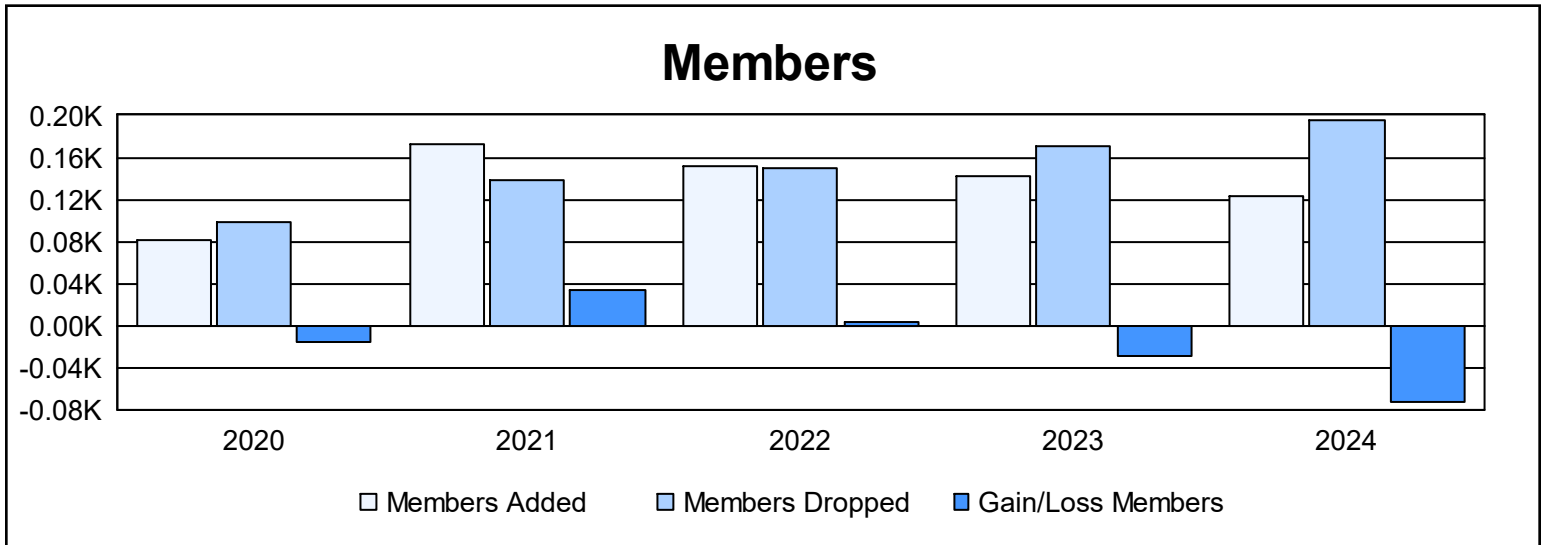
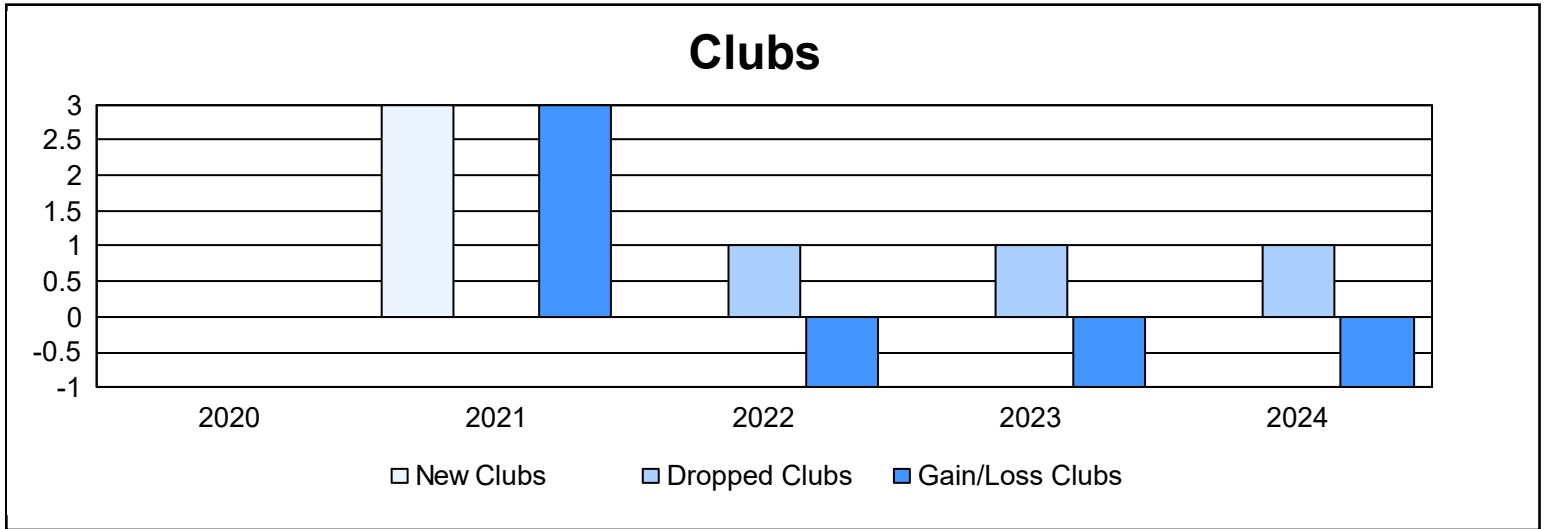
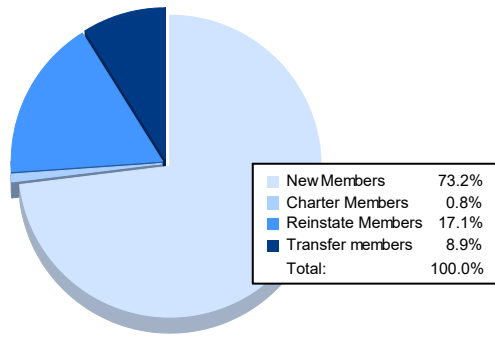


| Year | New Clubs | Dropped Clubs | Gain/ Loss Clubs | New Members | Charter Members | Reinstate Members | Transfer Members | Total Member Added | Total Members Dropped | Gain/ Loss Members |
|----------------|-----------|---------------|------------------|-------------|-----------------|-------------------|------------------|--------------------|-----------------------|--------------------|
| 2019-2020 | 0 | 0 | 0 | 75 | 0 | 5 | 2 | 82 | 98 | -16 |
| 2020-2021 | 3 | 0 | 3 | 94 | 74 | 3 | 1 | 172 | 139 | 33 |
| 2021-2022 | 0 | 1 | -1 | 137 | 1 | 7 | 7 | 152 | 149 | 3 |
| 2022-2023 | 0 | 1 | -1 | 134 | 0 | 7 | 1 | 142 | 171 | -29 |
| 2023-2024 | 0 | 1 | -1 | 90 | 1 | 21 | 11 | 123 | 196 | -73 |
| Average | 1 | 1 | 0 | 106 | 15 | 9 | 4 | 134 | 151 | -16 |



Membership Composition June 2024 Cumulative



Gender Composition June 2024 Cumulative

