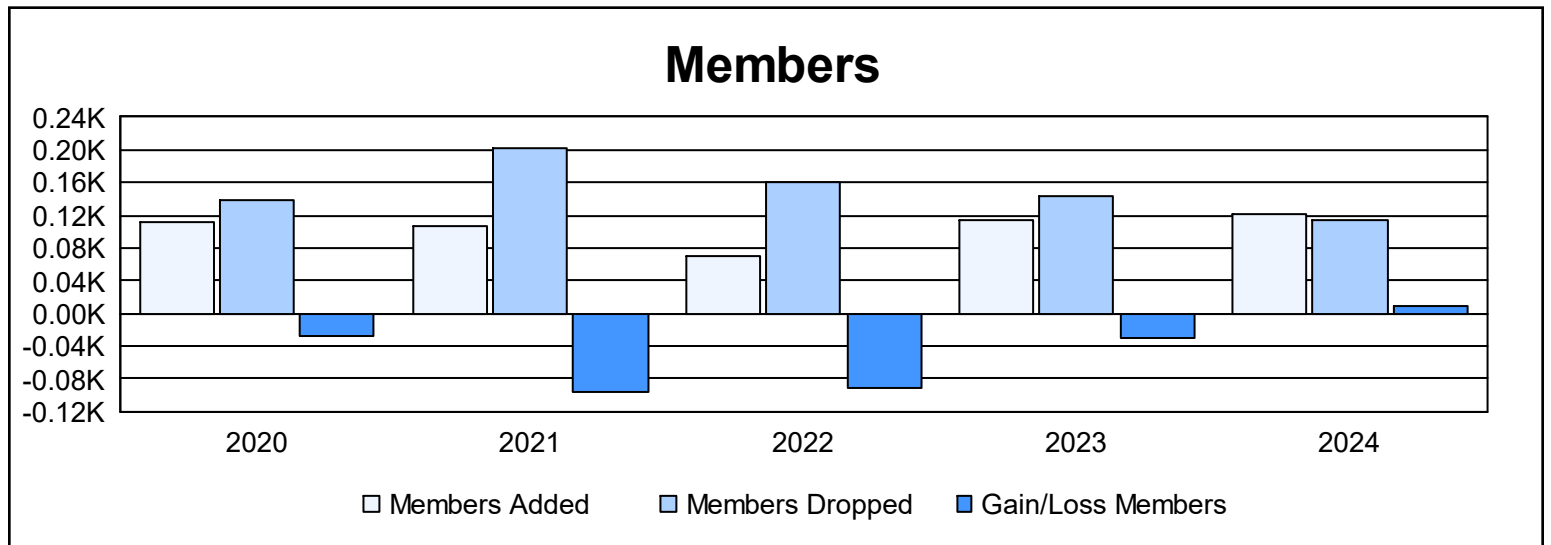
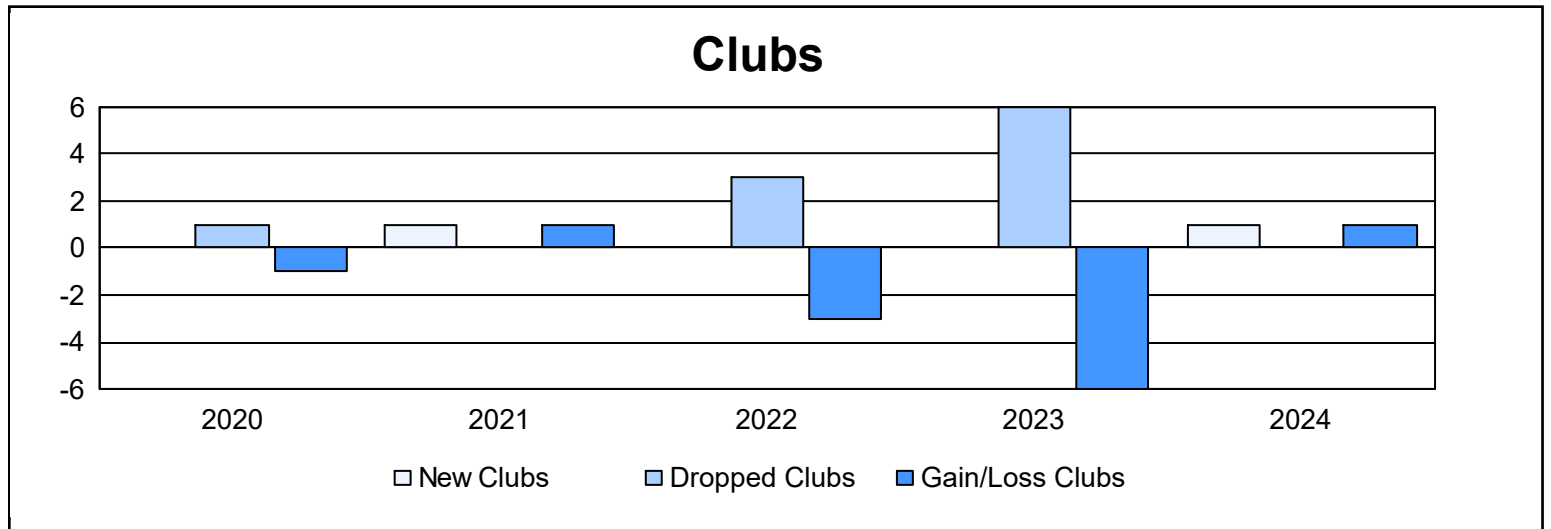
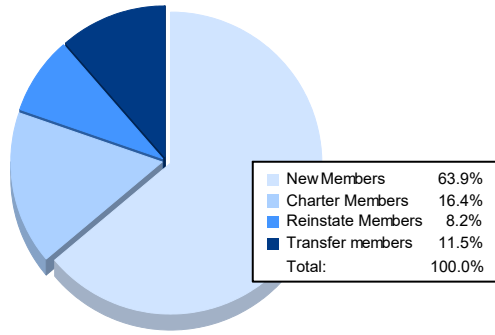


Year	New Clubs	Dropped Clubs	Gain/ Loss Clubs	New Members	Charter Members	Reinstate Members	Transfer Members	Total Member Added	Total Members Dropped	Gain/ Loss Members
2019-2020	0	1	-1	104	0	6	2	112	139	-27
2020-2021	1	0	1	44	46	9	8	107	202	-95
2021-2022	0	3	-3	51	0	11	7	69	160	-91
2022-2023	0	6	-6	101	0	8	5	114	143	-29
2023-2024	1	0	1	78	20	10	14	122	113	9
<b>Average</b>	<b>0</b>	<b>2</b>	<b>-2</b>	<b>76</b>	<b>13</b>	<b>9</b>	<b>7</b>	<b>105</b>	<b>151</b>	<b>-47</b>



### Membership Composition June 2024 Cumulative



### Gender Composition June 2024 Cumulative

