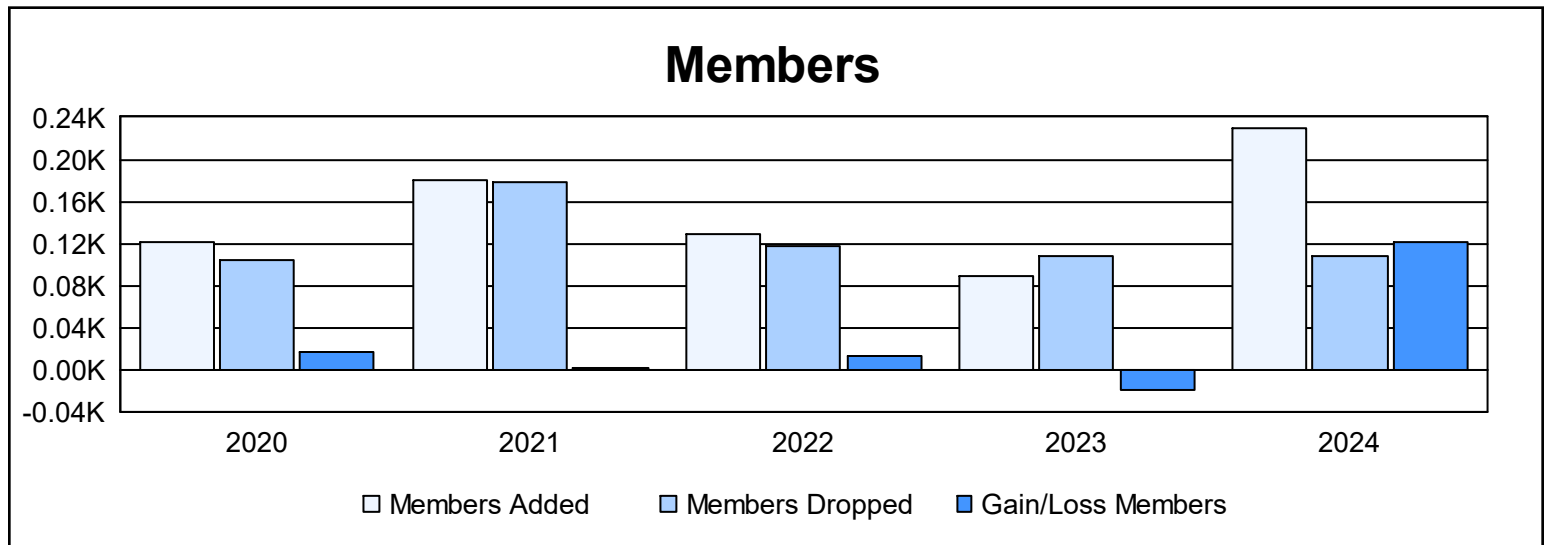
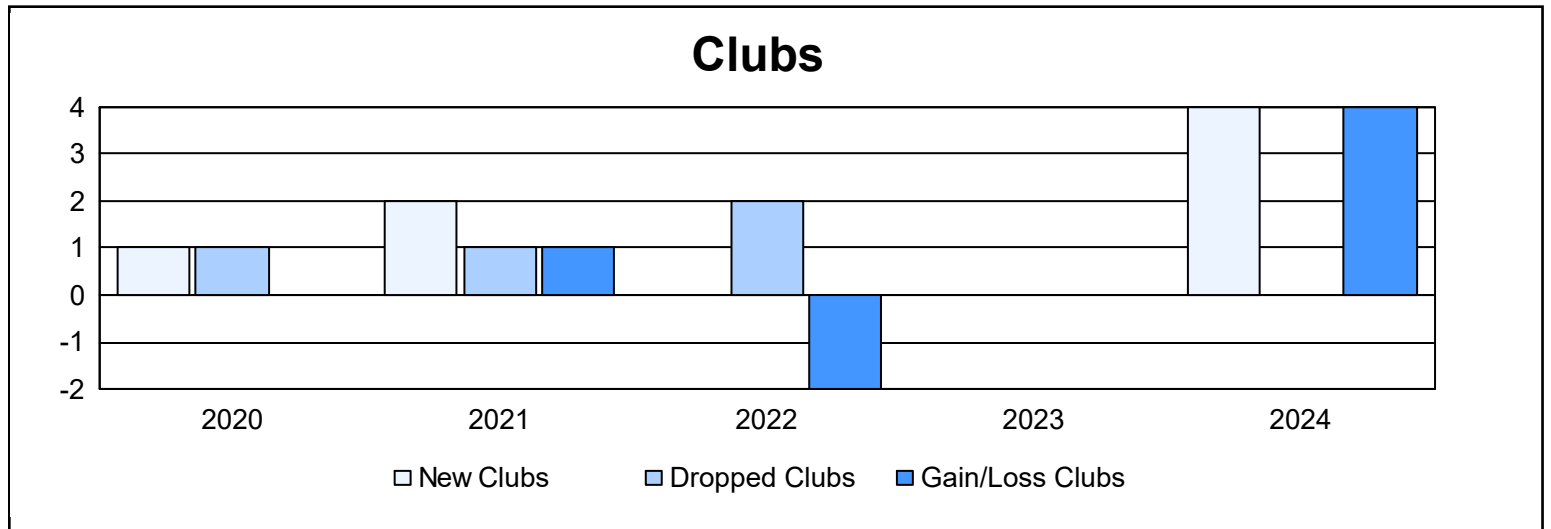
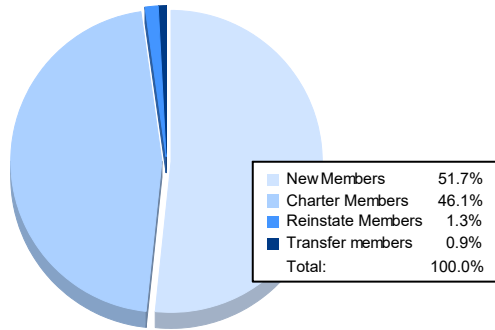


Year	New Clubs	Dropped Clubs	Gain/ Loss Clubs	New Members	Charter Members	Reinstate Members	Transfer Members	Total Member Added	Total Members Dropped	Gain/ Loss Members
2019-2020	1	1	0	81	30	4	6	121	105	16
2020-2021	2	1	1	95	60	24	2	181	179	2
2021-2022	0	2	-2	115	5	3	6	129	117	12
2022-2023	0	0	0	73	4	5	7	89	108	-19
2023-2024	4	0	4	119	106	3	2	230	108	122
<b>Average</b>	<b>1</b>	<b>1</b>	<b>1</b>	<b>97</b>	<b>41</b>	<b>8</b>	<b>5</b>	<b>150</b>	<b>123</b>	<b>27</b>



### Membership Composition June 2024 Cumulative



### Gender Composition June 2024 Cumulative

