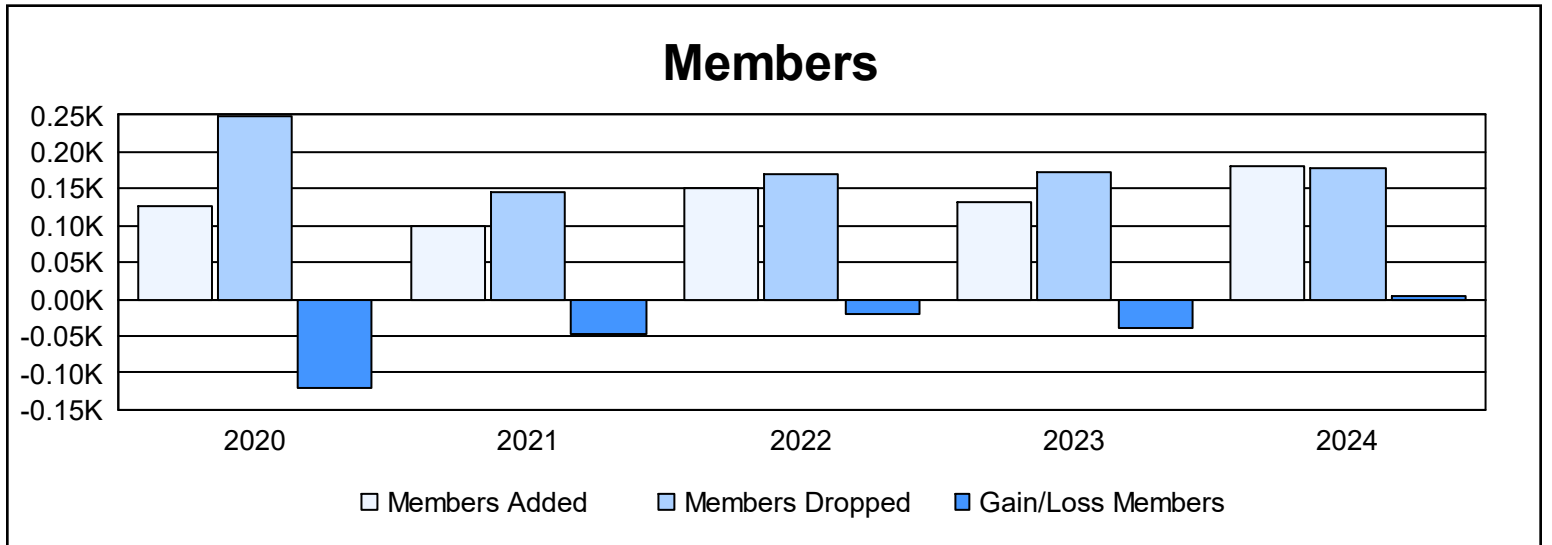
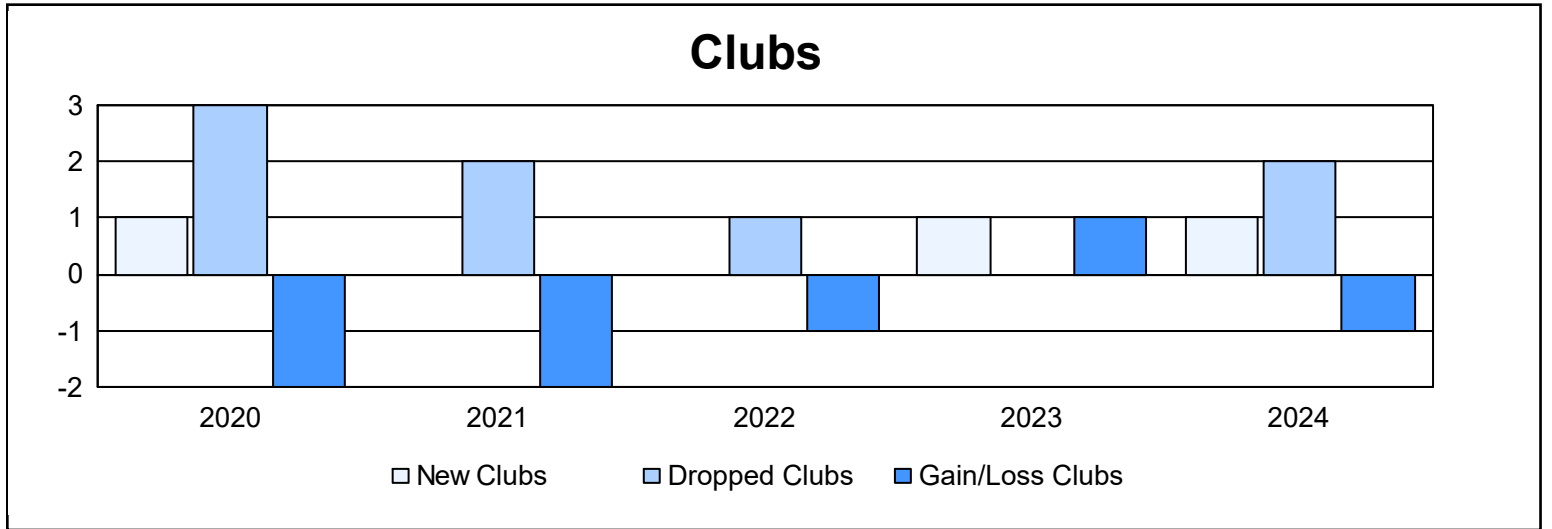
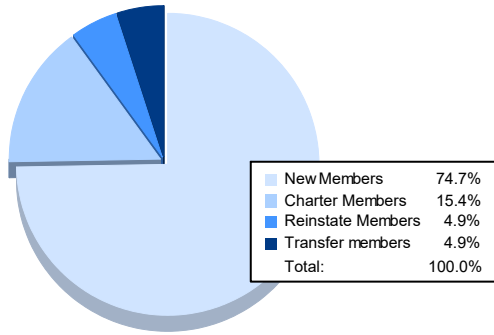


| Year | New Clubs | Dropped Clubs | Gain/ Loss Clubs | New Members | Charter Members | Reinstate Members | Transfer Members | Total Member Added | Total Members Dropped | Gain/ Loss Members |
|----------------|-----------|---------------|------------------|-------------|-----------------|-------------------|------------------|--------------------|-----------------------|--------------------|
| 2019-2020 | 1 | 3 | -2 | 85 | 24 | 9 | 9 | 127 | 248 | -121 |
| 2020-2021 | 0 | 2 | -2 | 82 | 3 | 1 | 13 | 99 | 146 | -47 |
| 2021-2022 | 0 | 1 | -1 | 120 | 0 | 24 | 7 | 151 | 171 | -20 |
| 2022-2023 | 1 | 0 | 1 | 94 | 21 | 12 | 6 | 133 | 173 | -40 |
| 2023-2024 | 1 | 2 | -1 | 136 | 28 | 9 | 9 | 182 | 178 | 4 |
| Average | 1 | 2 | -1 | 103 | 15 | 11 | 9 | 138 | 183 | -45 |



Membership Composition June 2024 Cumulative



Gender Composition June 2024 Cumulative

