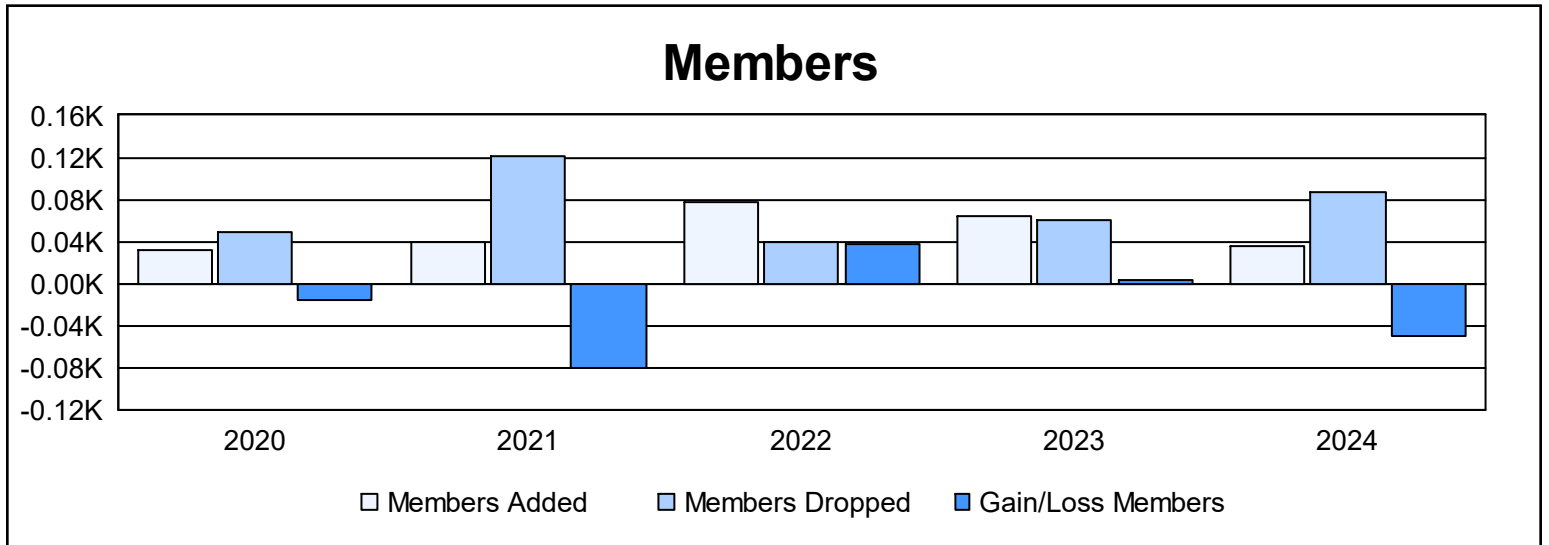
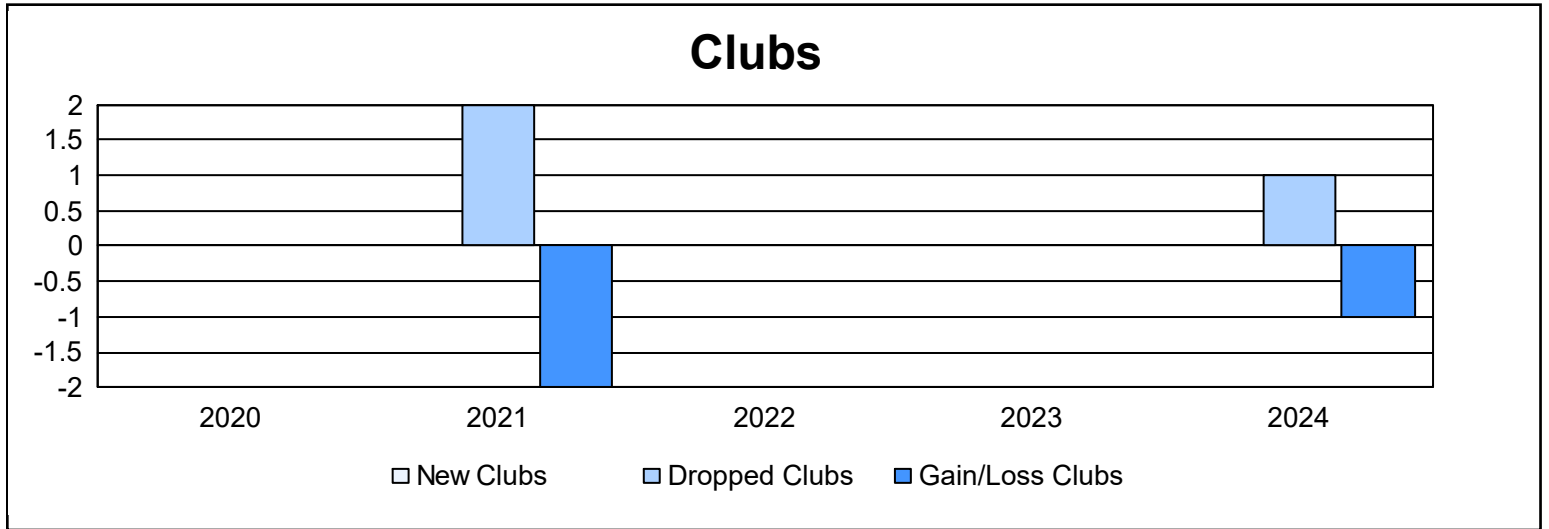
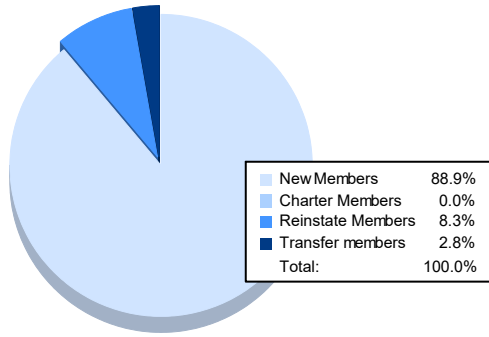


Year	New Clubs	Dropped Clubs	Gain/ Loss Clubs	New Members	Charter Members	Reinstate Members	Transfer Members	Total Member Added	Total Members Dropped	Gain/ Loss Members
2019-2020	0	0	0	32	0	0	0	32	48	-16
2020-2021	0	2	-2	34	0	3	3	40	121	-81
2021-2022	0	0	0	58	0	18	1	77	39	38
2022-2023	0	0	0	61	0	1	2	64	61	3
2023-2024	0	1	-1	32	0	3	1	36	86	-50
<b>Average</b>	<b>0</b>	<b>1</b>	<b>-1</b>	<b>43</b>	<b>0</b>	<b>5</b>	<b>1</b>	<b>50</b>	<b>71</b>	<b>-21</b>



### Membership Composition June 2024 Cumulative



### Gender Composition June 2024 Cumulative

