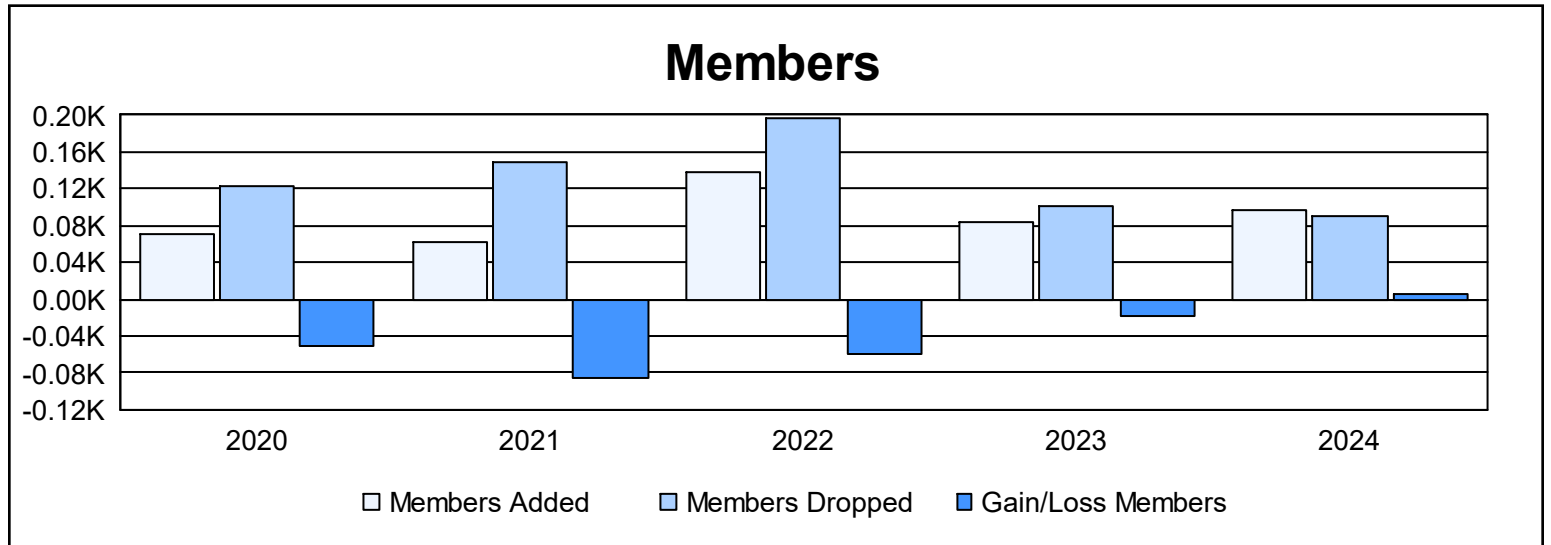
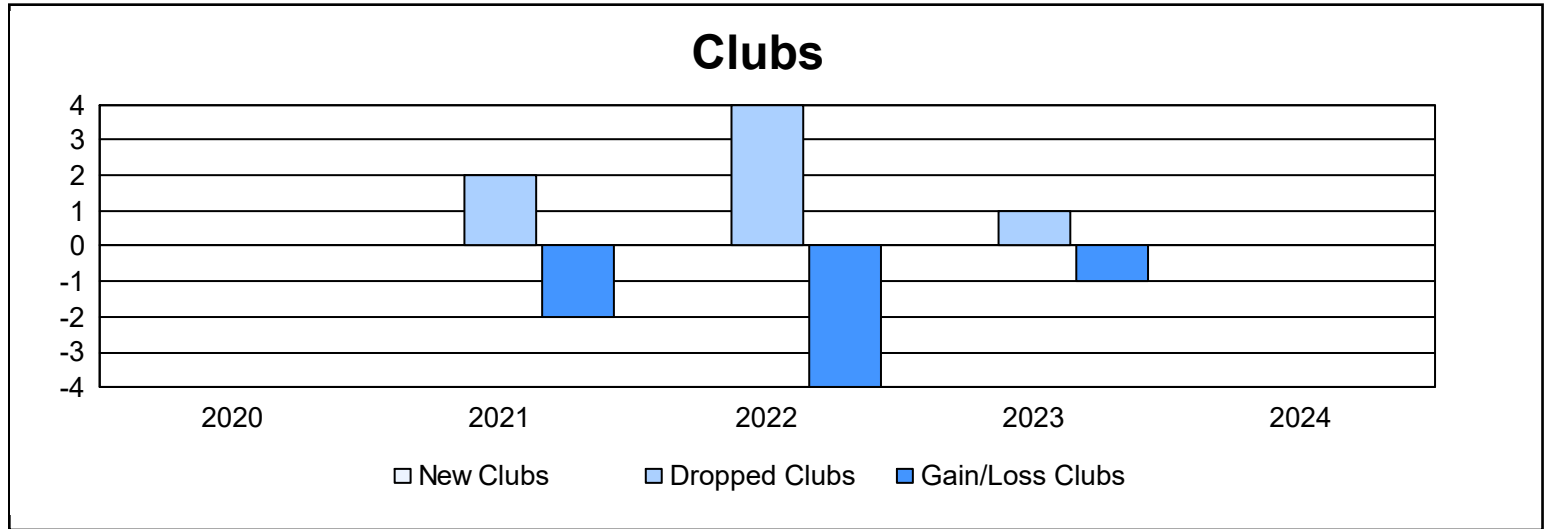
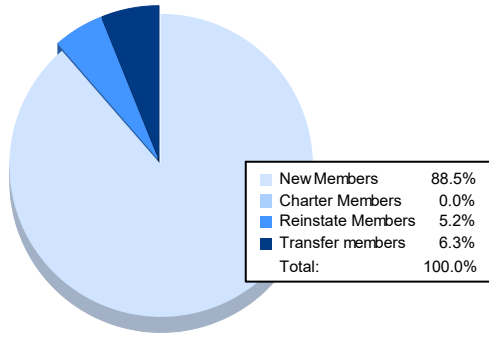


Year	New Clubs	Dropped Clubs	Gain/ Loss Clubs	New Members	Charter Members	Reinstate Members	Transfer Members	Total Member Added	Total Members Dropped	Gain/ Loss Members
2019-2020	0	0	0	57	6	4	4	71	122	-51
2020-2021	0	2	-2	53	3	6	1	63	148	-85
2021-2022	0	4	-4	124	4	5	5	138	197	-59
2022-2023	0	1	-1	74	3	4	2	83	102	-19
2023-2024	0	0	0	85	0	5	6	96	90	6
<b>Average</b>	<b>0</b>	<b>1</b>	<b>-1</b>	<b>79</b>	<b>3</b>	<b>5</b>	<b>4</b>	<b>90</b>	<b>132</b>	<b>-42</b>



### Membership Composition June 2024 Cumulative



### Gender Composition June 2024 Cumulative

