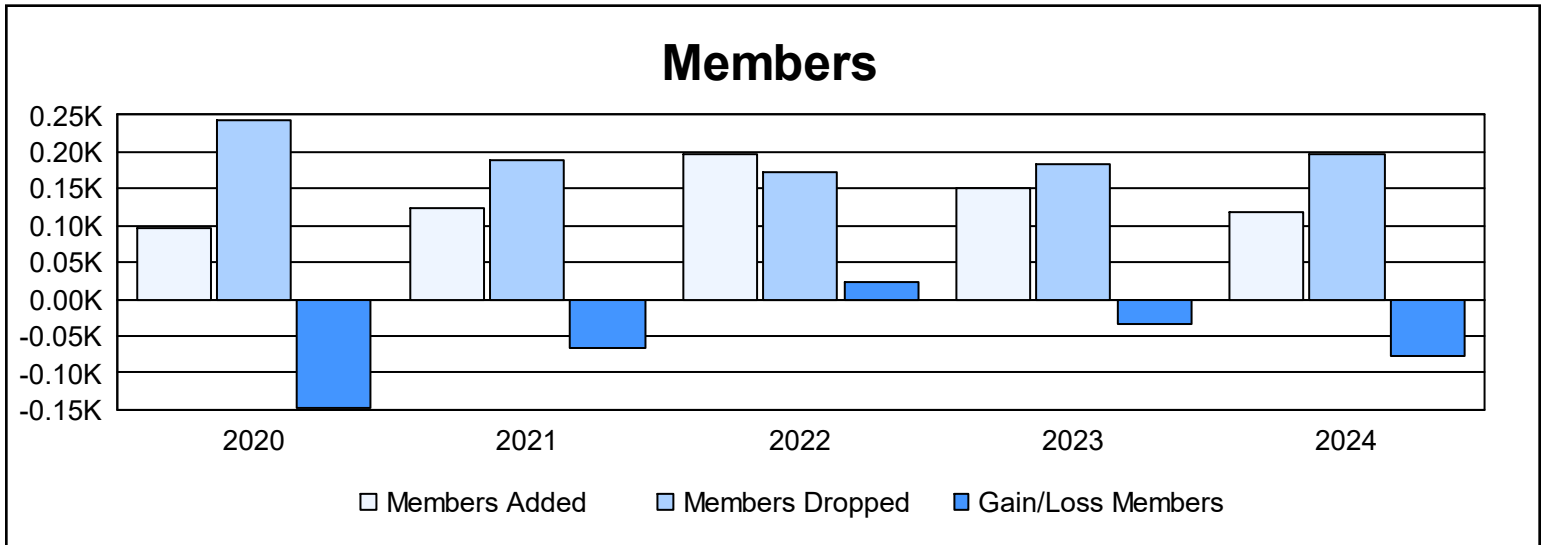
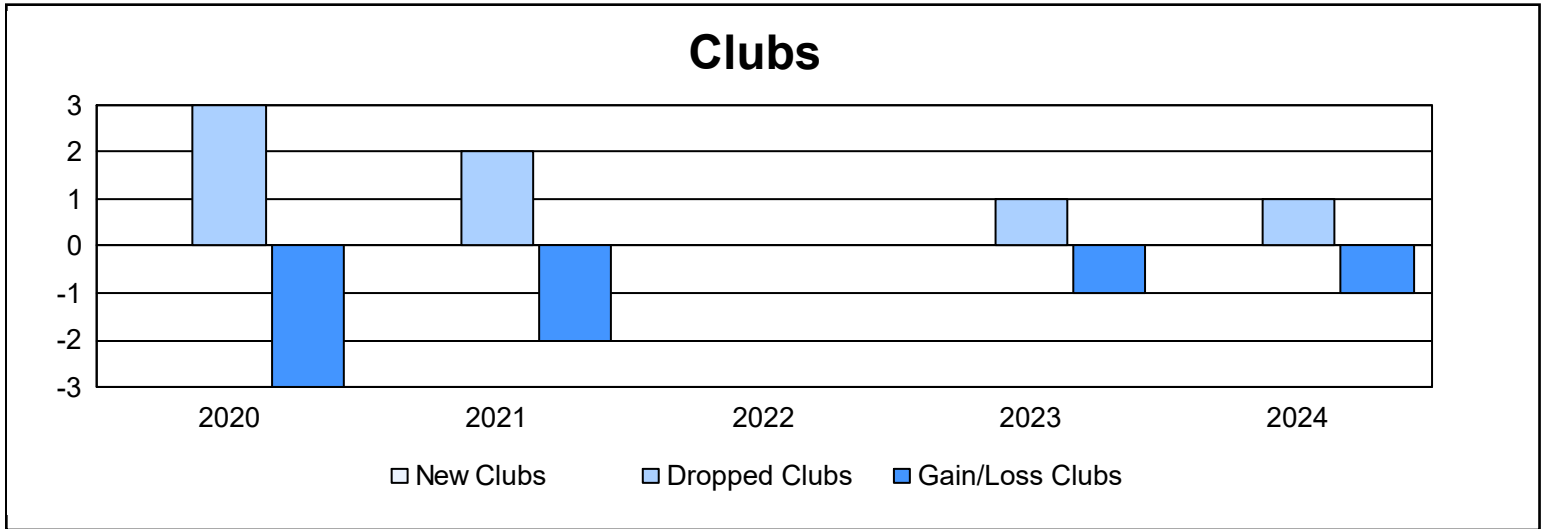
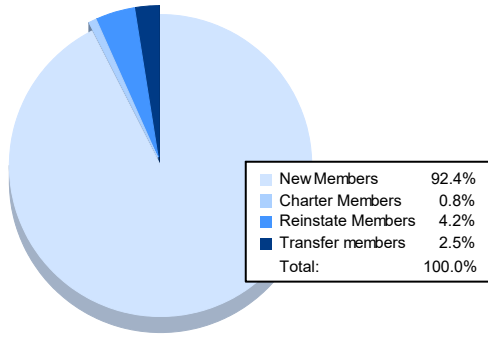


Year	New Clubs	Dropped Clubs	Gain/ Loss Clubs	New Members	Charter Members	Reinstate Members	Transfer Members	Total Member Added	Total Members Dropped	Gain/ Loss Members
2019-2020	0	3	-3	79	0	4	13	96	244	-148
2020-2021	0	2	-2	116	0	4	4	124	190	-66
2021-2022	0	0	0	171	0	14	12	197	173	24
2022-2023	0	1	-1	139	0	4	8	151	184	-33
2023-2024	0	1	-1	110	1	5	3	119	197	-78
<b>Average</b>	<b>0</b>	<b>1</b>	<b>-1</b>	<b>123</b>	<b>0</b>	<b>6</b>	<b>8</b>	<b>137</b>	<b>198</b>	<b>-60</b>



### Membership Composition June 2024 Cumulative



### Gender Composition June 2024 Cumulative

