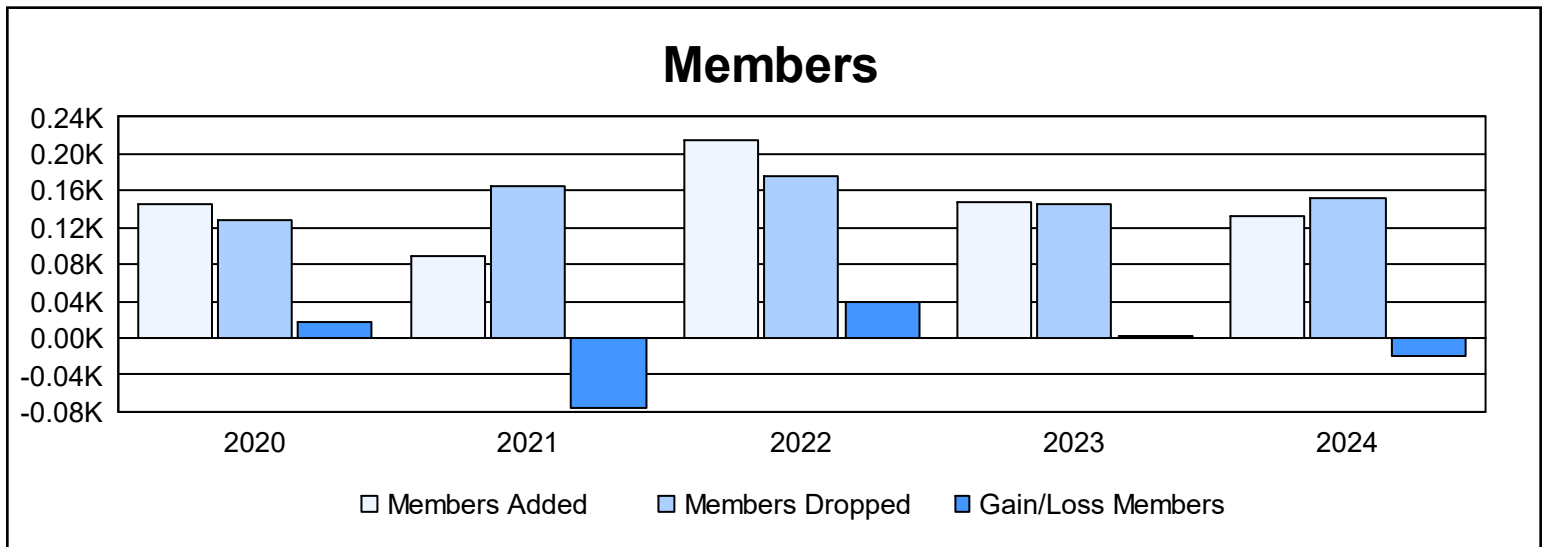
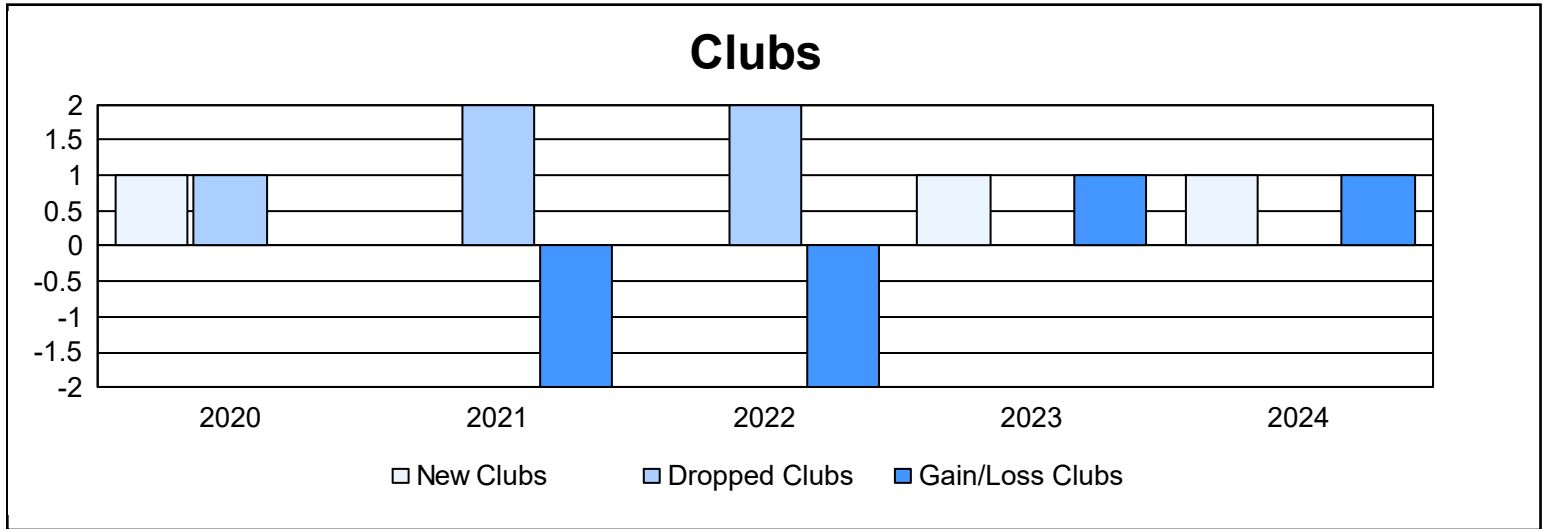
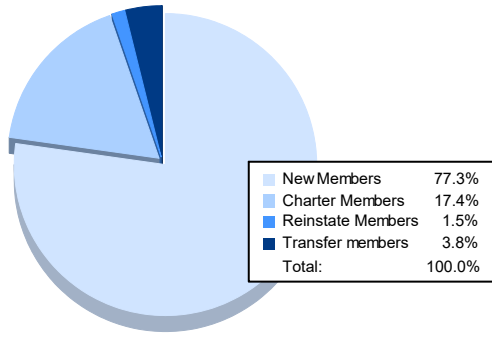


Year	New Clubs	Dropped Clubs	Gain/ Loss Clubs	New Members	Charter Members	Reinstate Members	Transfer Members	Total Member Added	Total Members Dropped	Gain/ Loss Members
2019-2020	1	1	0	111	25	4	6	146	128	18
2020-2021	0	2	-2	82	2	4	2	90	166	-76
2021-2022	0	2	-2	175	2	32	5	214	176	38
2022-2023	1	0	1	114	24	4	5	147	145	2
2023-2024	1	0	1	102	23	2	5	132	151	-19
<b>Average</b>	<b>1</b>	<b>1</b>	<b>0</b>	<b>117</b>	<b>15</b>	<b>9</b>	<b>5</b>	<b>146</b>	<b>153</b>	<b>-7</b>



### Membership Composition June 2024 Cumulative



### Gender Composition June 2024 Cumulative

