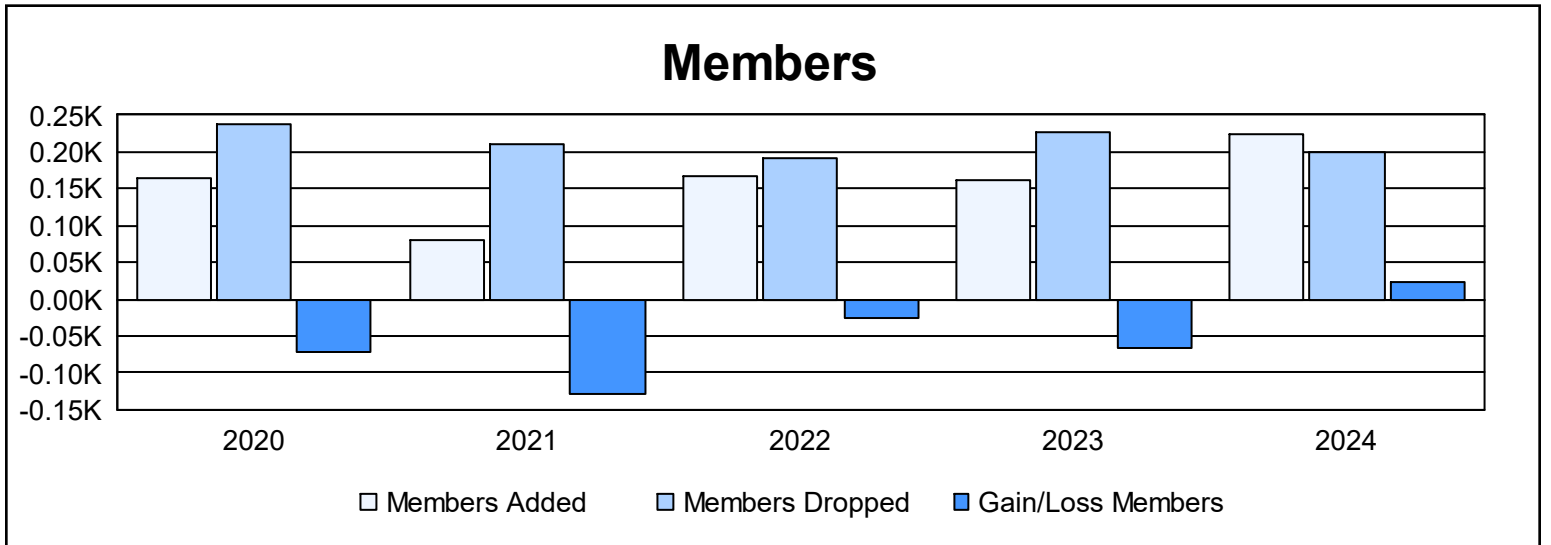
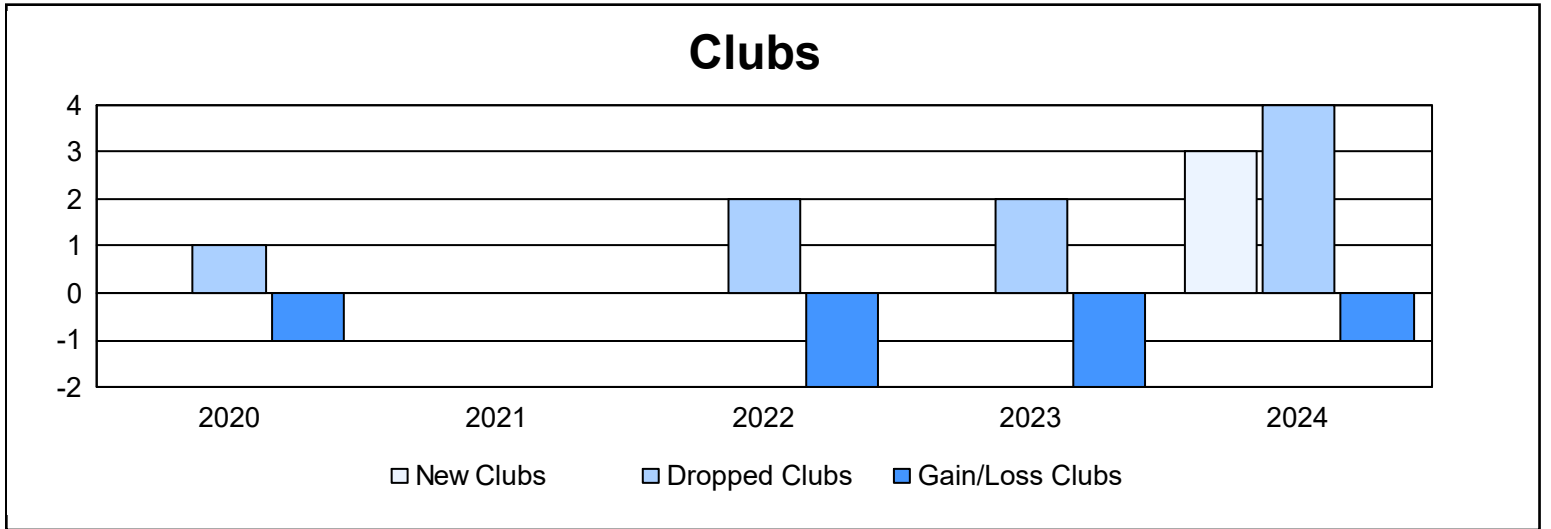
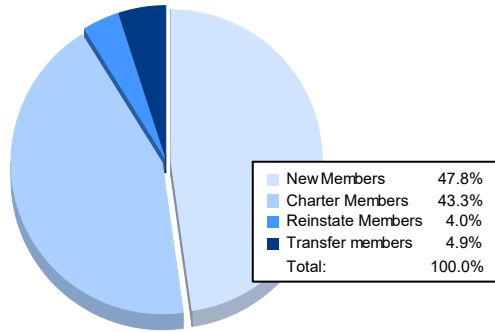


Year	New Clubs	Dropped Clubs	Gain/ Loss Clubs	New Members	Charter Members	Reinstate Members	Transfer Members	Total Member Added	Total Members Dropped	Gain/ Loss Members
2019-2020	0	1	-1	142	6	6	11	165	237	-72
2020-2021	0	0	0	66	3	6	6	81	211	-130
2021-2022	0	2	-2	150	0	6	10	166	192	-26
2022-2023	0	2	-2	147	0	5	10	162	227	-65
2023-2024	3	4	-1	107	97	9	11	224	201	23
<b>Average</b>	<b>1</b>	<b>2</b>	<b>-1</b>	<b>122</b>	<b>21</b>	<b>6</b>	<b>10</b>	<b>160</b>	<b>214</b>	<b>-54</b>



### Membership Composition June 2024 Cumulative



### Gender Composition June 2024 Cumulative

