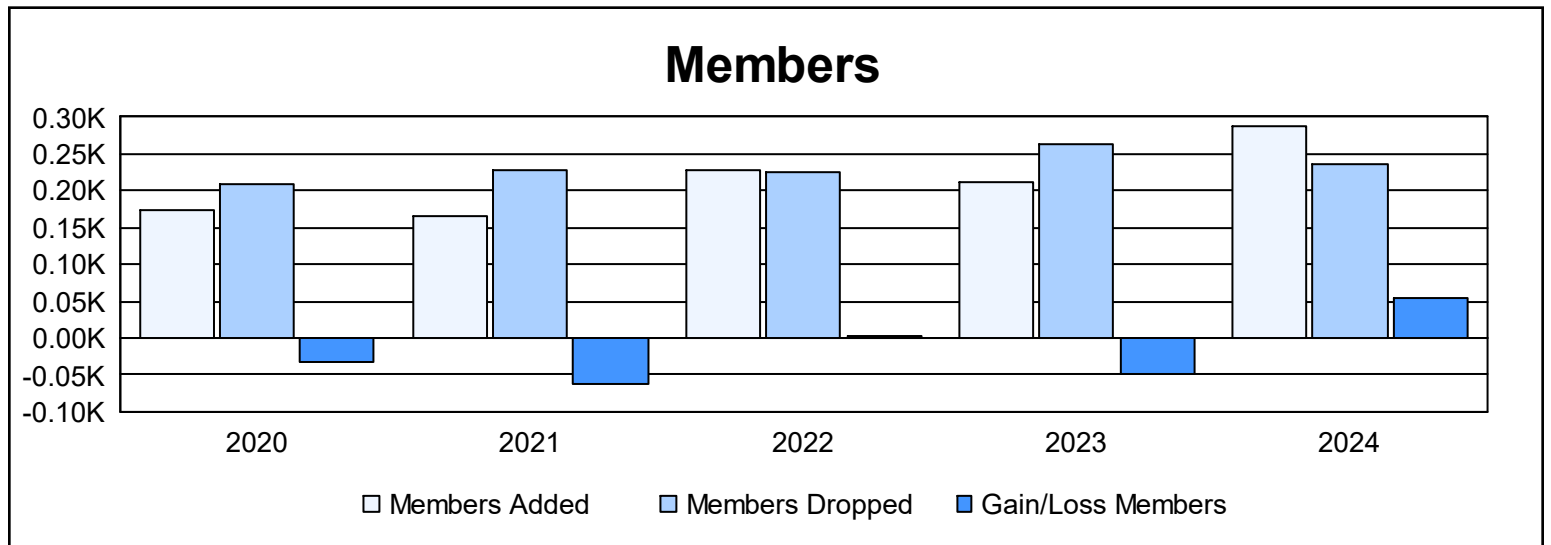
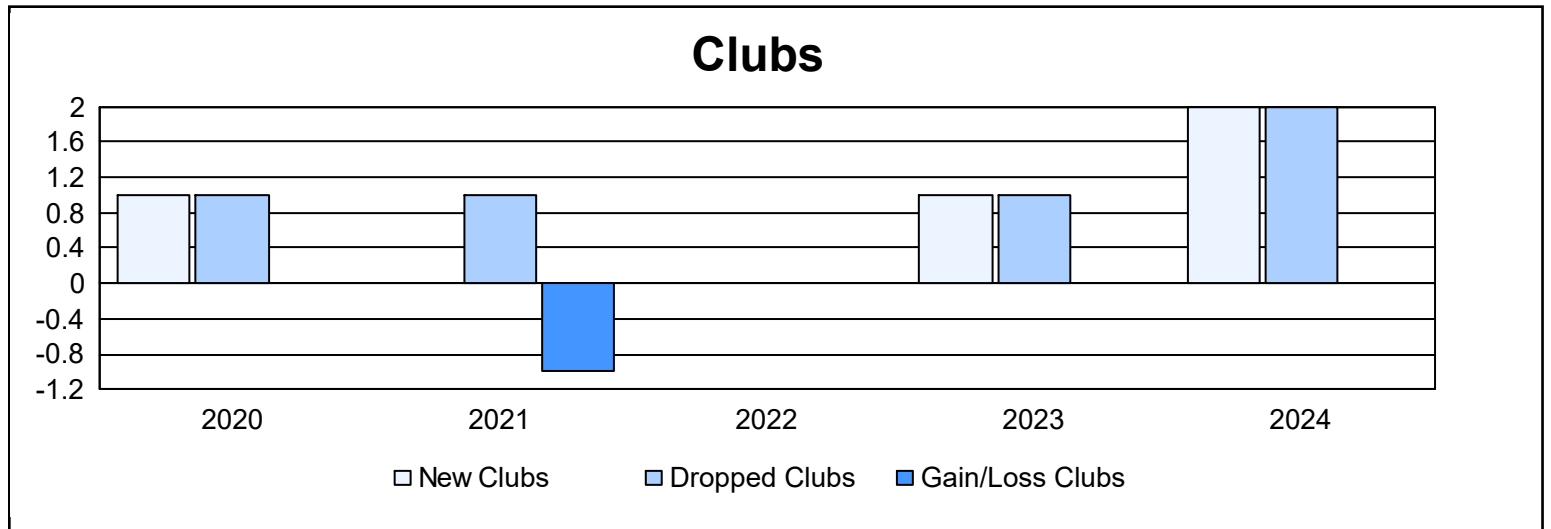
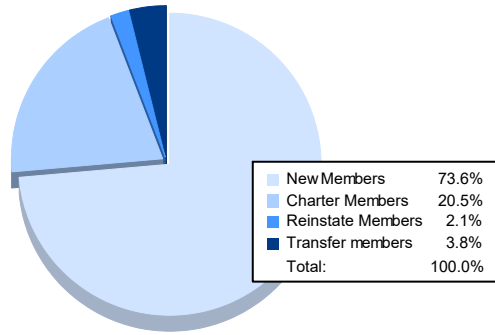


Year	New Clubs	Dropped Clubs	Gain/ Loss Clubs	New Members	Charter Members	Reinstate Members	Transfer Members	Total Member Added	Total Members Dropped	Gain/ Loss Members
2019-2020	1	1	0	140	20	5	10	175	208	-33
2020-2021	0	1	-1	156	2	4	3	165	228	-63
2021-2022	0	0	0	195	8	18	7	228	225	3
2022-2023	1	1	0	175	22	7	8	212	262	-50
2023-2024	2	2	0	212	59	6	11	288	235	53
<b>Average</b>	<b>1</b>	<b>1</b>	<b>0</b>	<b>176</b>	<b>22</b>	<b>8</b>	<b>8</b>	<b>214</b>	<b>232</b>	<b>-18</b>



### Membership Composition June 2024 Cumulative



### Gender Composition June 2024 Cumulative

