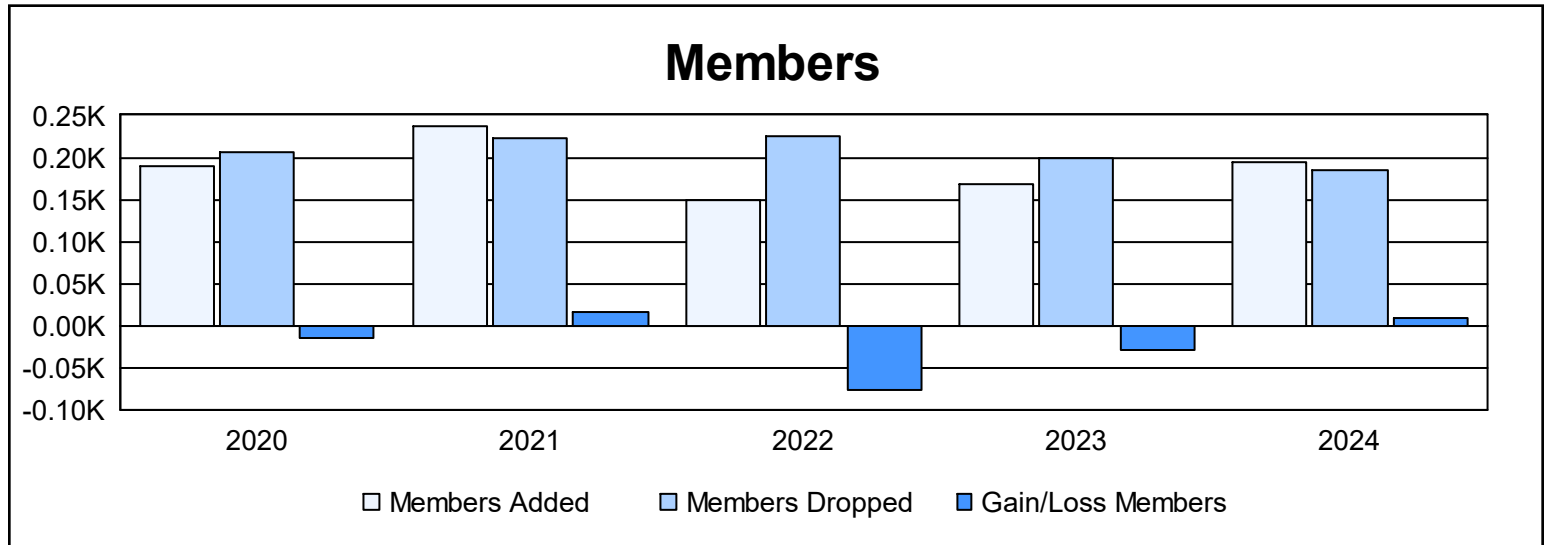
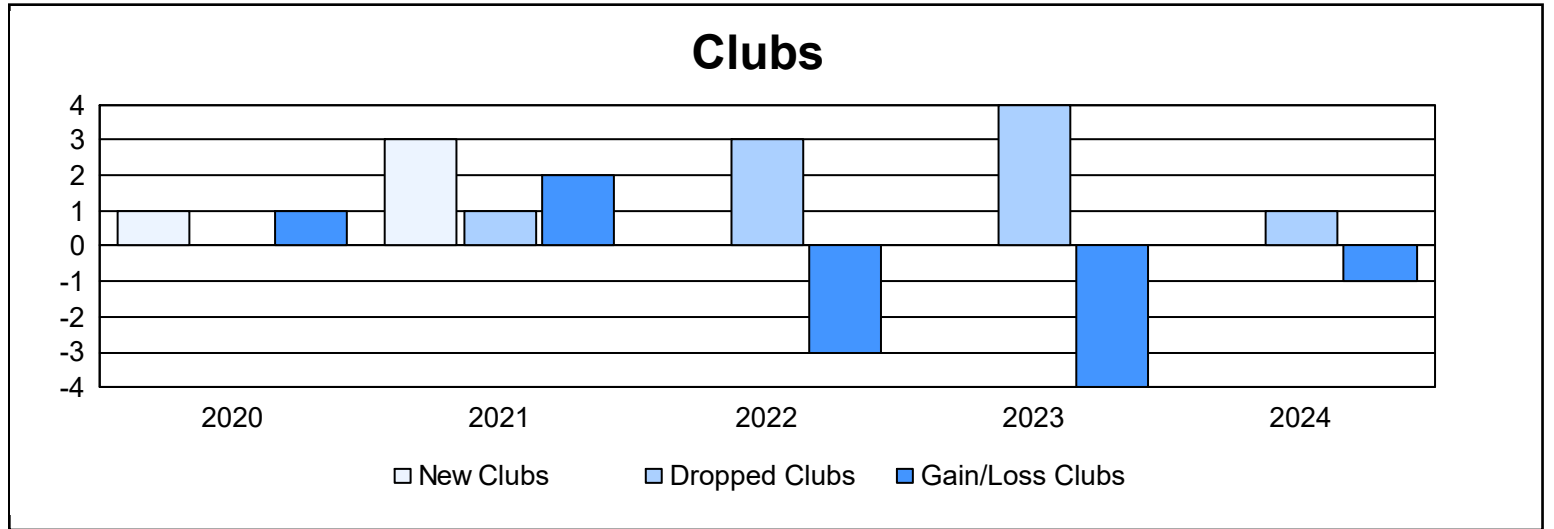
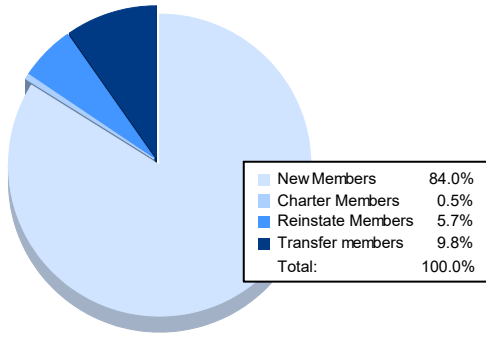


Year	New Clubs	Dropped Clubs	Gain/ Loss Clubs	New Members	Charter Members	Reinstate Members	Transfer Members	Total Member Added	Total Members Dropped	Gain/ Loss Members
2019-2020	1	0	1	144	20	0	25	189	205	-16
2020-2021	3	1	2	151	70	9	8	238	222	16
2021-2022	0	3	-3	113	2	9	26	150	226	-76
2022-2023	0	4	-4	144	0	11	14	169	198	-29
2023-2024	0	1	-1	163	1	11	19	194	184	10
<b>Average</b>	<b>1</b>	<b>2</b>	<b>-1</b>	<b>143</b>	<b>19</b>	<b>8</b>	<b>18</b>	<b>188</b>	<b>207</b>	<b>-19</b>



### Membership Composition June 2024 Cumulative



### Gender Composition June 2024 Cumulative

