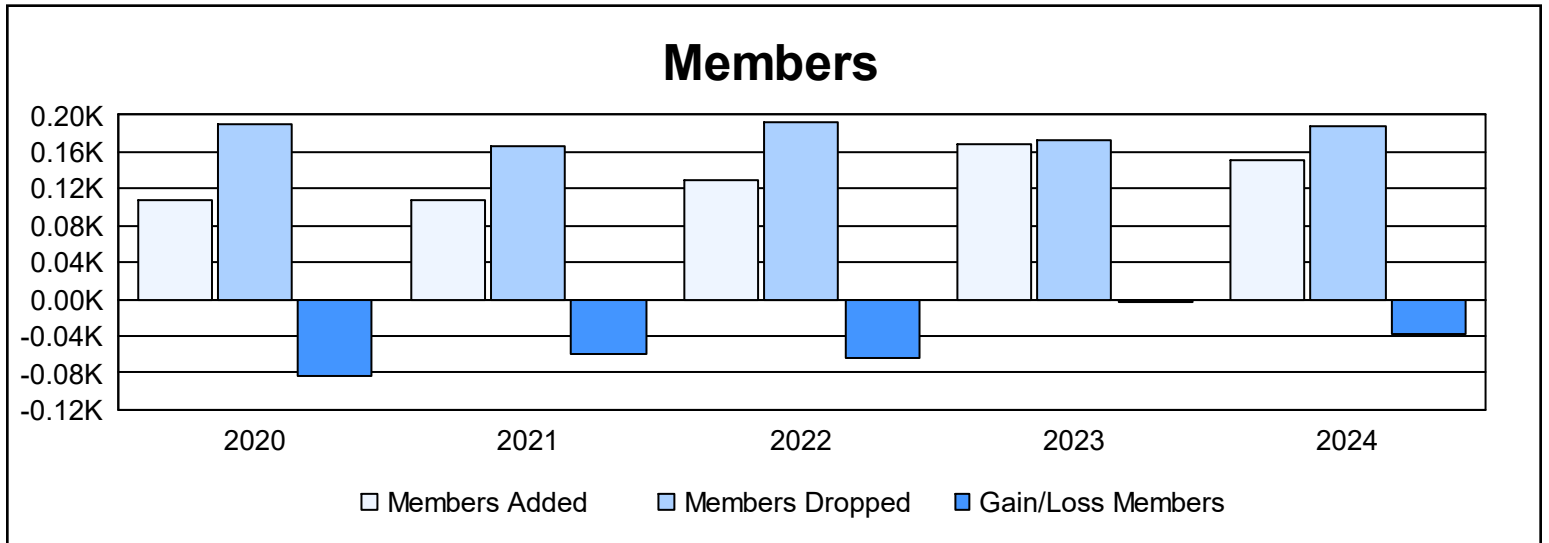
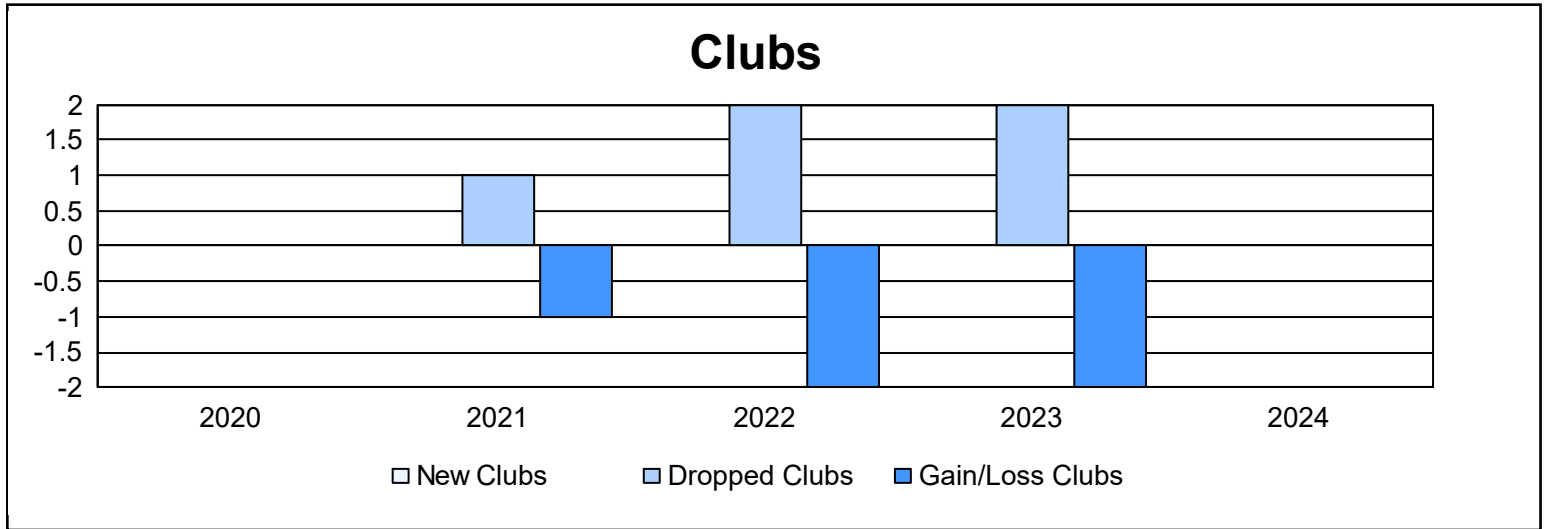
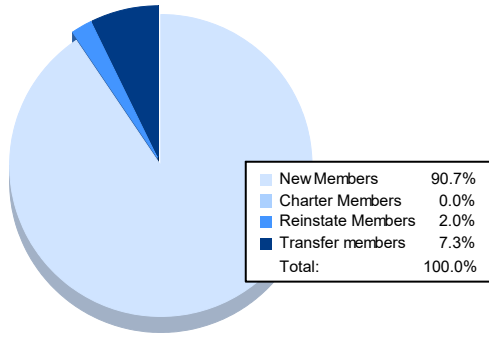


Year	New Clubs	Dropped Clubs	Gain/ Loss Clubs	New Members	Charter Members	Reinstate Members	Transfer Members	Total Member Added	Total Members Dropped	Gain/ Loss Members
2019-2020	0	0	0	85	1	3	19	108	191	-83
2020-2021	0	1	-1	87	1	8	11	107	166	-59
2021-2022	0	2	-2	101	1	7	20	129	193	-64
2022-2023	0	2	-2	151	1	2	15	169	173	-4
2023-2024	0	0	0	136	0	3	11	150	187	-37
<b>Average</b>	<b>0</b>	<b>1</b>	<b>-1</b>	<b>112</b>	<b>1</b>	<b>5</b>	<b>15</b>	<b>133</b>	<b>182</b>	<b>-49</b>



### Membership Composition June 2024 Cumulative



### Gender Composition June 2024 Cumulative

