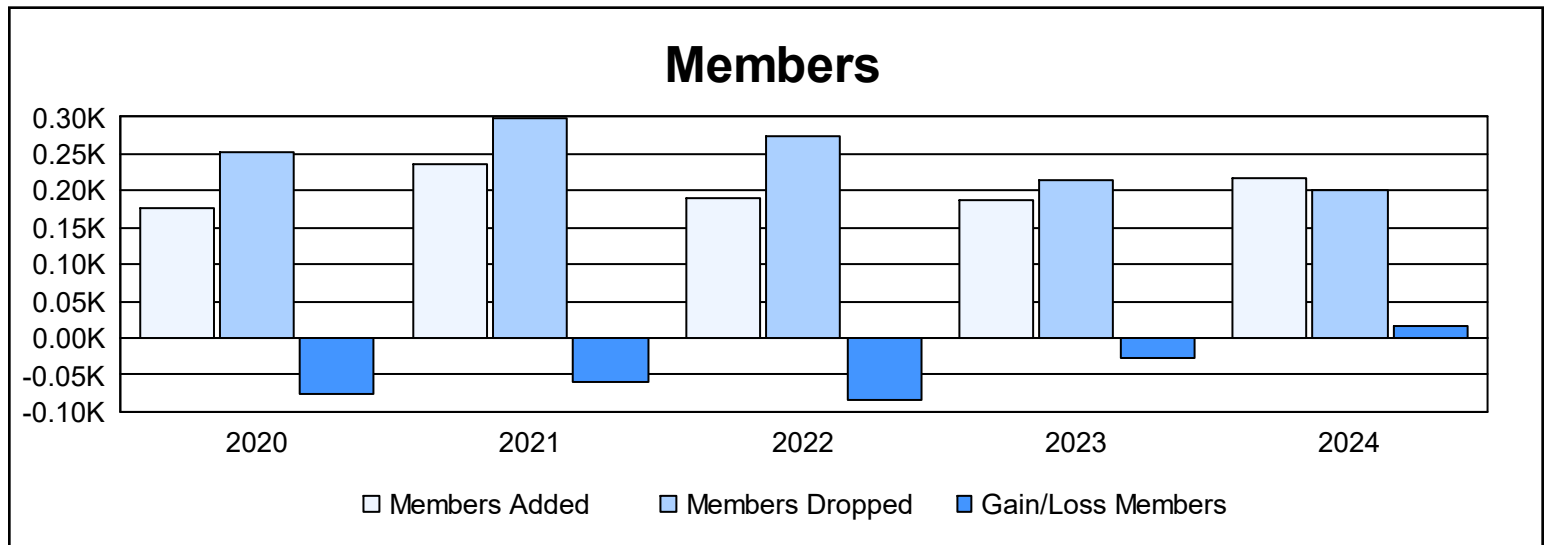
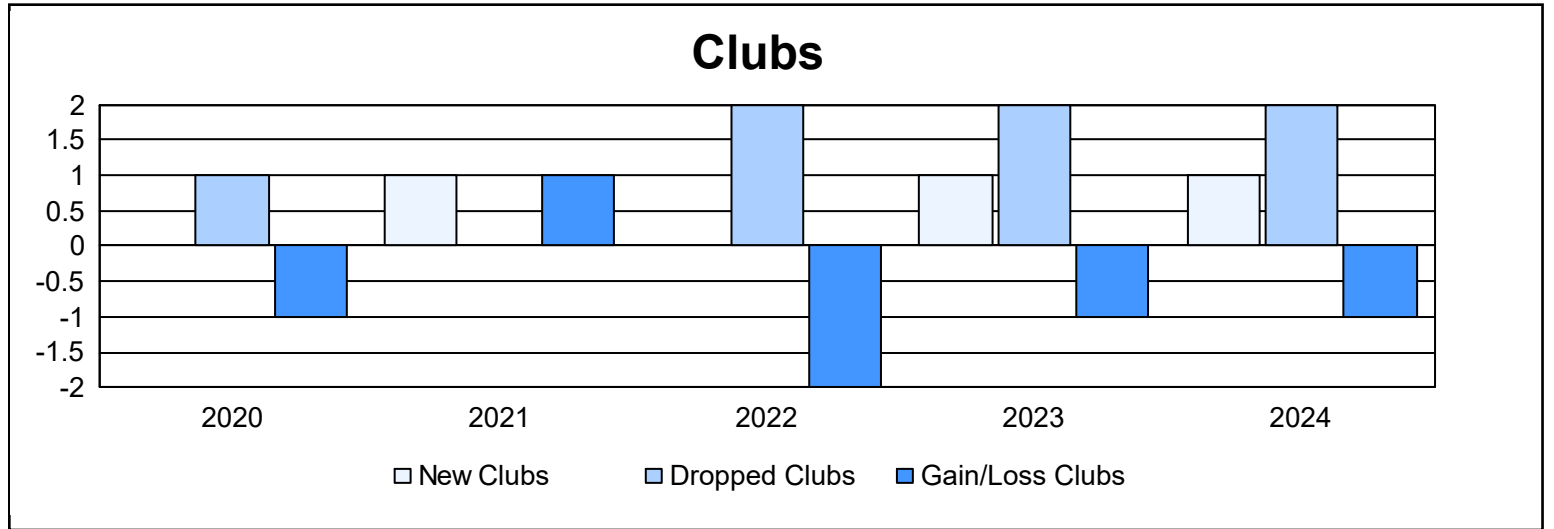
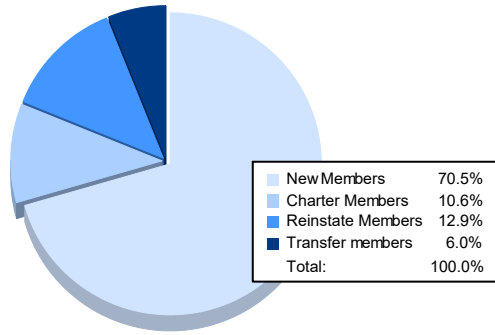


Year	New Clubs	Dropped Clubs	Gain/ Loss Clubs	New Members	Charter Members	Reinstate Members	Transfer Members	Total Member Added	Total Members Dropped	Gain/ Loss Members
2019-2020	0	1	-1	134	6	20	17	177	253	-76
2020-2021	1	0	1	143	52	32	10	237	298	-61
2021-2022	0	2	-2	138	5	28	18	189	273	-84
2022-2023	1	2	-1	138	25	14	11	188	214	-26
2023-2024	1	2	-1	153	23	28	13	217	200	17
<b>Average</b>	<b>1</b>	<b>1</b>	<b>-1</b>	<b>141</b>	<b>22</b>	<b>24</b>	<b>14</b>	<b>202</b>	<b>248</b>	<b>-46</b>



### Membership Composition June 2024 Cumulative



### Gender Composition June 2024 Cumulative

