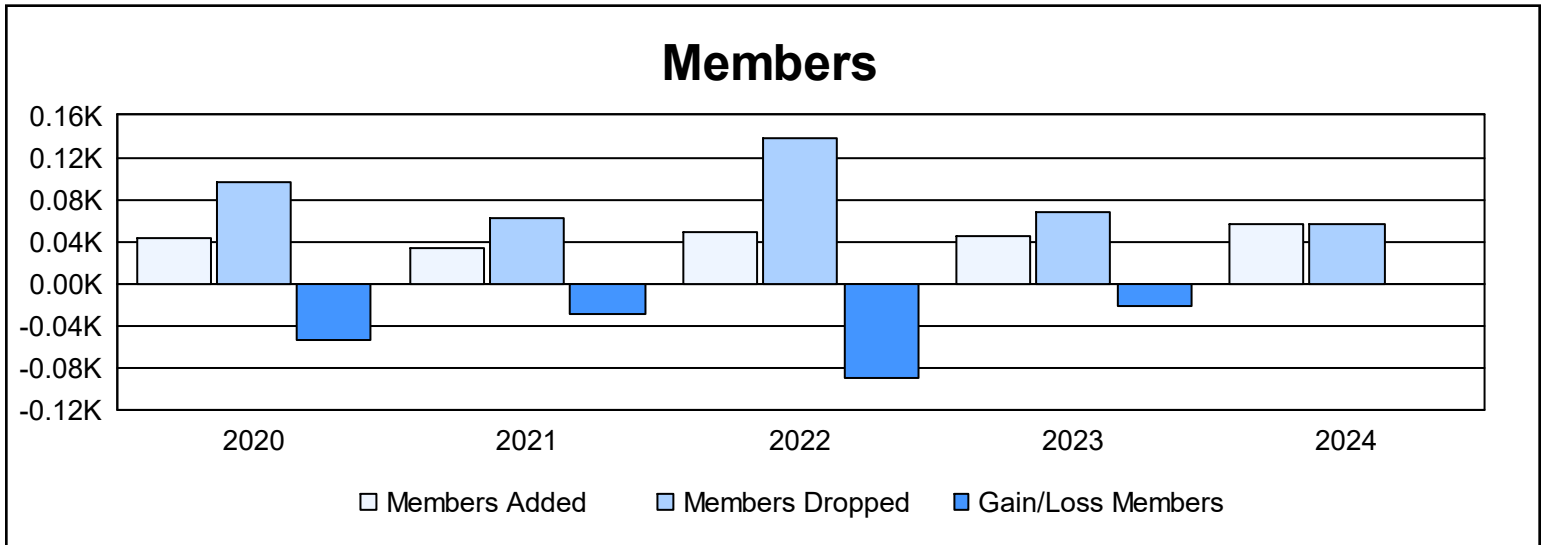
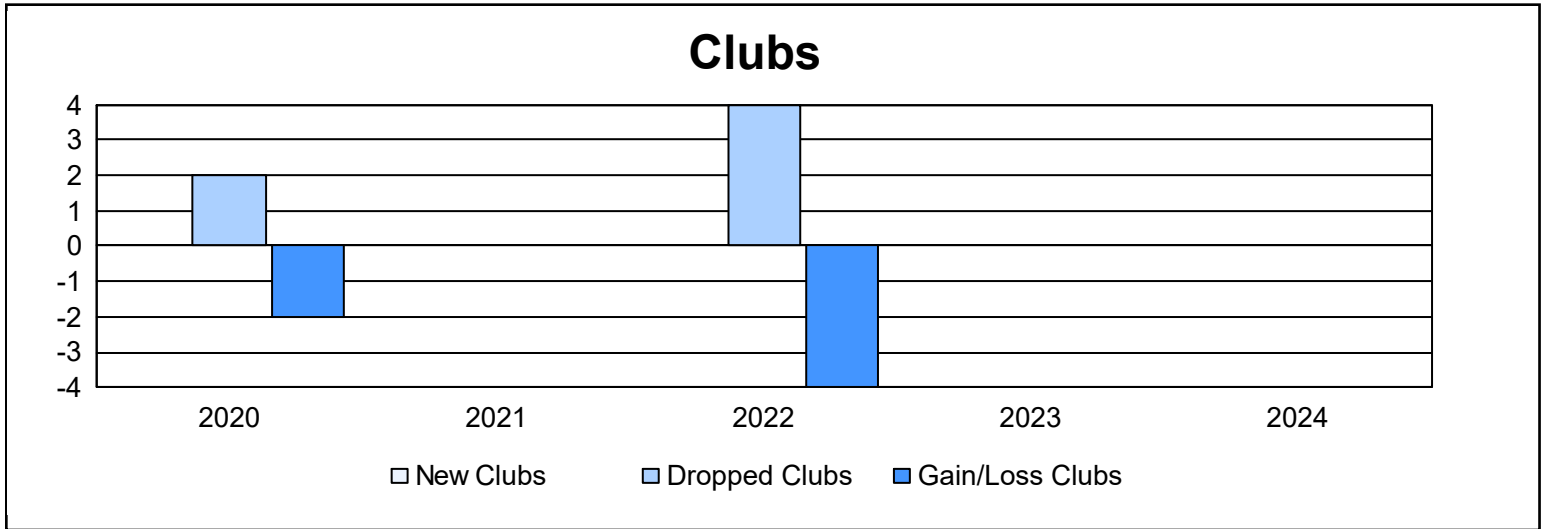
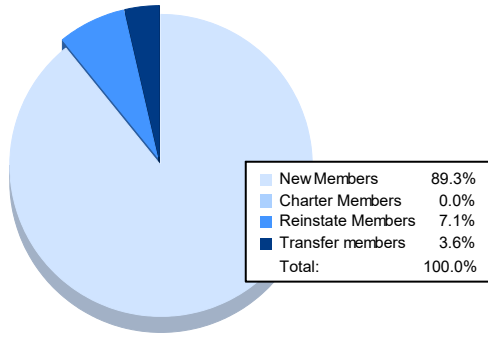


Year	New Clubs	Dropped Clubs	Gain/ Loss Clubs	New Members	Charter Members	Reinstate Members	Transfer Members	Total Member Added	Total Members Dropped	Gain/ Loss Members
2019-2020	0	2	-2	32	0	0	12	44	97	-53
2020-2021	0	0	0	16	12	5	0	33	63	-30
2021-2022	0	4	-4	42	0	3	3	48	138	-90
2022-2023	0	0	0	38	0	5	2	45	67	-22
2023-2024	0	0	0	50	0	4	2	56	56	0
<b>Average</b>	<b>0</b>	<b>1</b>	<b>-1</b>	<b>36</b>	<b>2</b>	<b>3</b>	<b>4</b>	<b>45</b>	<b>84</b>	<b>-39</b>



### Membership Composition June 2024 Cumulative



### Gender Composition June 2024 Cumulative

