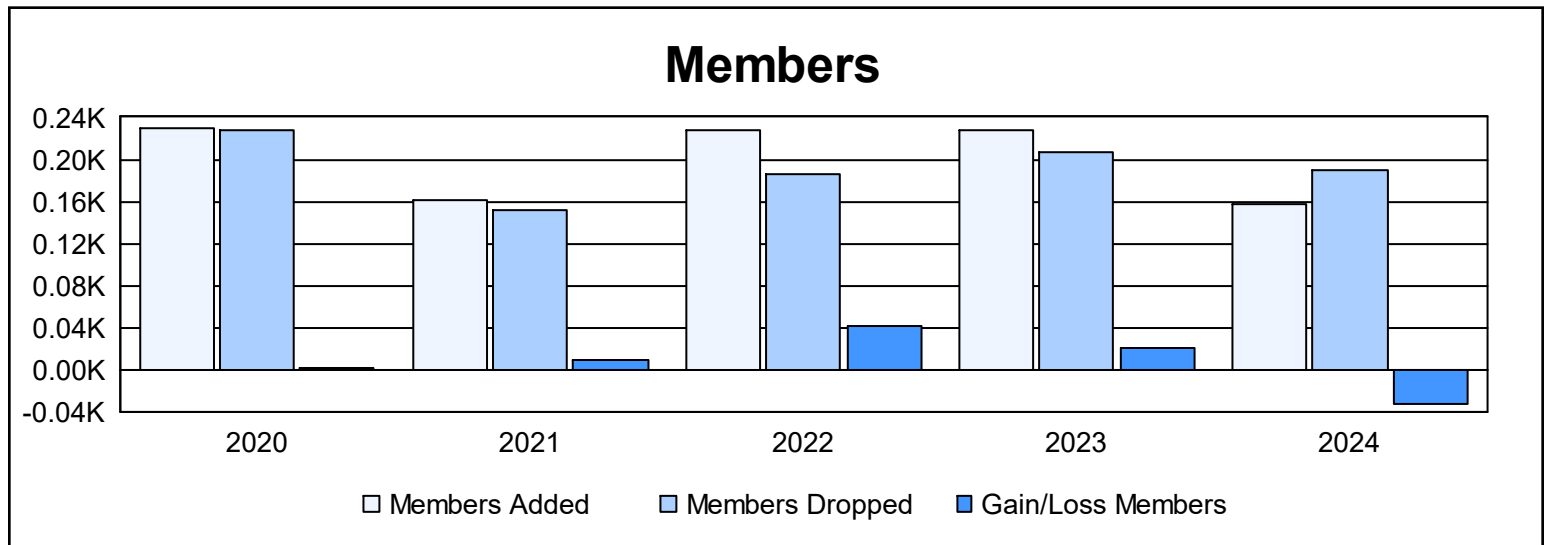
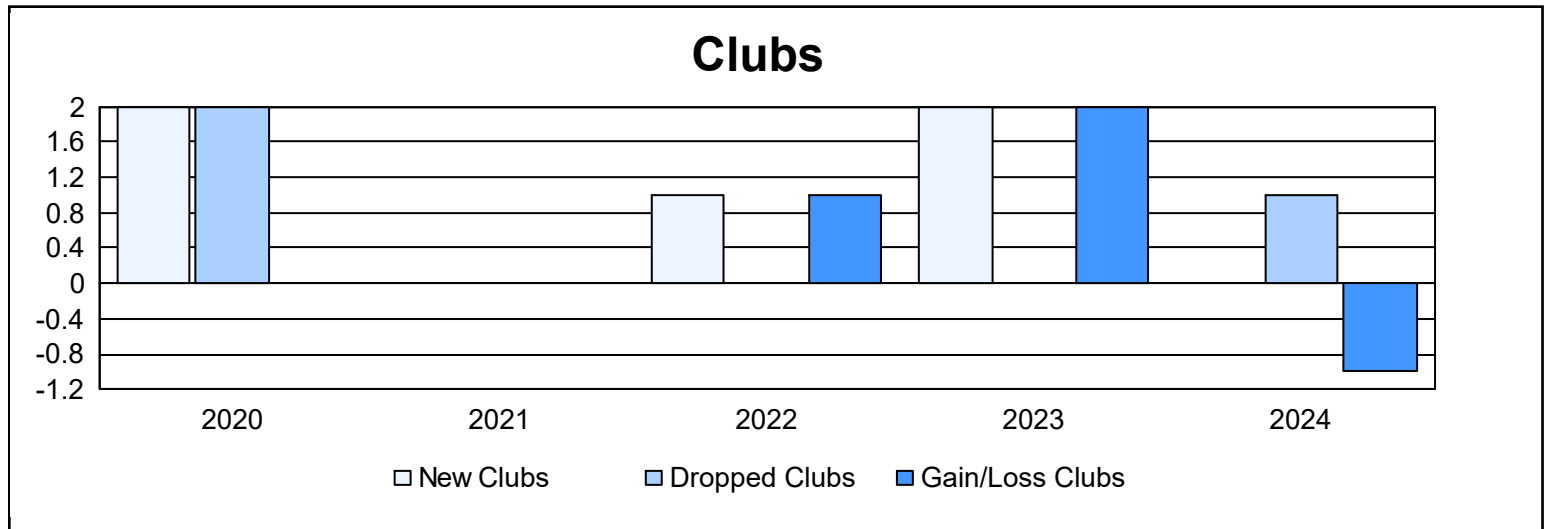
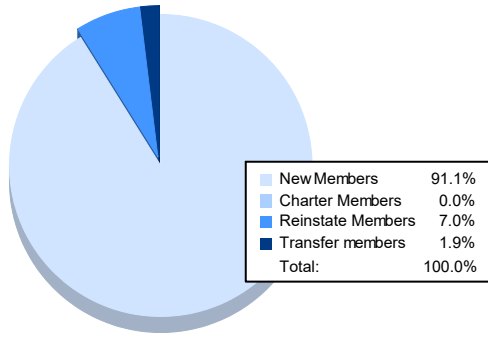


Year	New Clubs	Dropped Clubs	Gain/ Loss Clubs	New Members	Charter Members	Reinstate Members	Transfer Members	Total Member Added	Total Members Dropped	Gain/ Loss Members
2019-2020	2	2	0	160	58	4	8	230	228	2
2020-2021	0	0	0	147	2	5	8	162	152	10
2021-2022	1	0	1	188	20	9	10	227	185	42
2022-2023	2	0	2	153	63	4	7	227	206	21
2023-2024	0	1	-1	143	0	11	3	157	190	-33
<b>Average</b>	<b>1</b>	<b>1</b>	<b>0</b>	<b>158</b>	<b>29</b>	<b>7</b>	<b>7</b>	<b>201</b>	<b>192</b>	<b>8</b>



### Membership Composition June 2024 Cumulative



### Gender Composition June 2024 Cumulative

