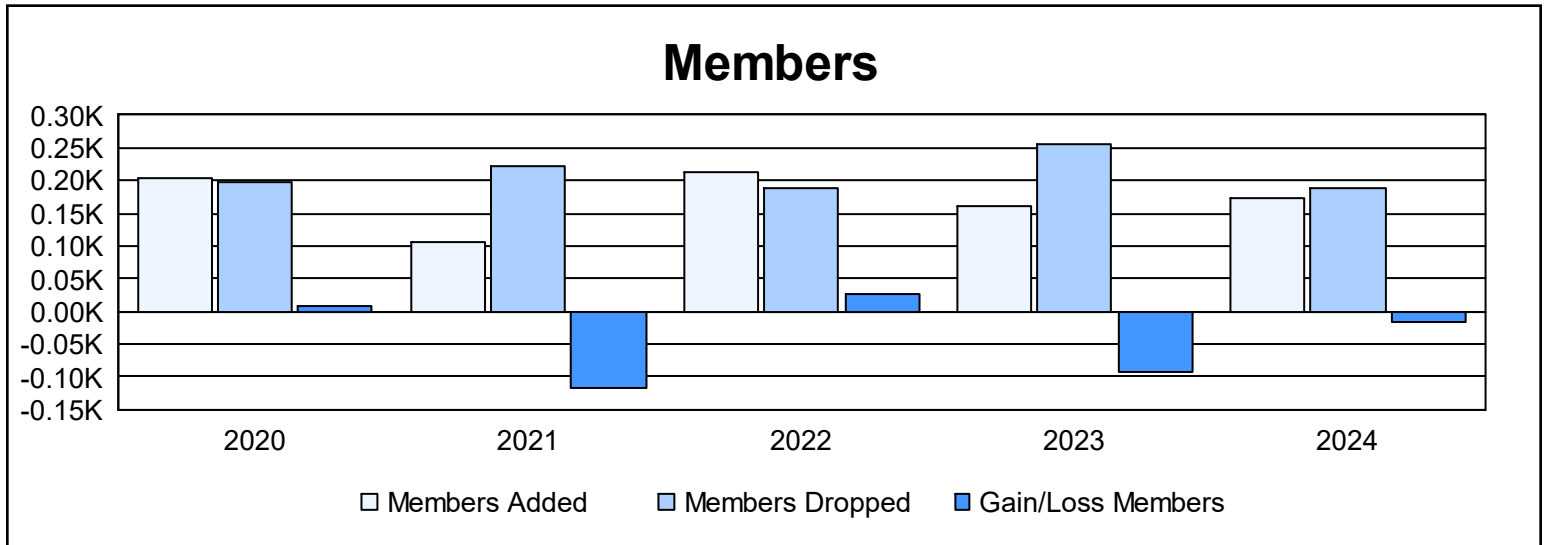
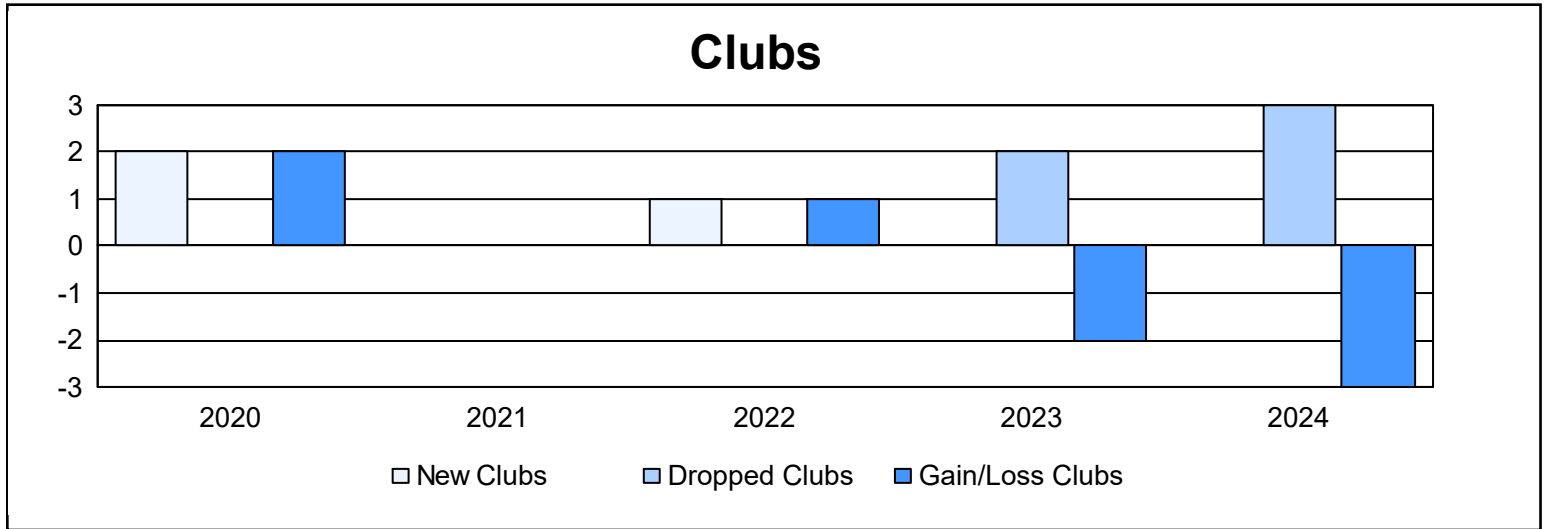
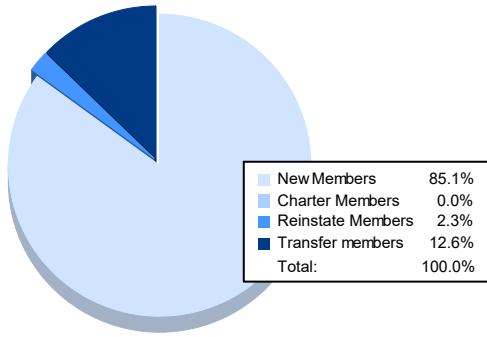


Year	New Clubs	Dropped Clubs	Gain/ Loss Clubs	New Members	Charter Members	Reinstate Members	Transfer Members	Total Member Added	Total Members Dropped	Gain/ Loss Members
2019-2020	2	0	2	134	56	10	5	205	197	8
2020-2021	0	0	0	73	9	18	5	105	221	-116
2021-2022	1	0	1	161	33	15	5	214	187	27
2022-2023	0	2	-2	150	4	2	6	162	256	-94
2023-2024	0	3	-3	148	0	4	22	174	189	-15
<b>Average</b>	<b>1</b>	<b>1</b>	<b>0</b>	<b>133</b>	<b>20</b>	<b>10</b>	<b>9</b>	<b>172</b>	<b>210</b>	<b>-38</b>



### Membership Composition June 2024 Cumulative



### Gender Composition June 2024 Cumulative

