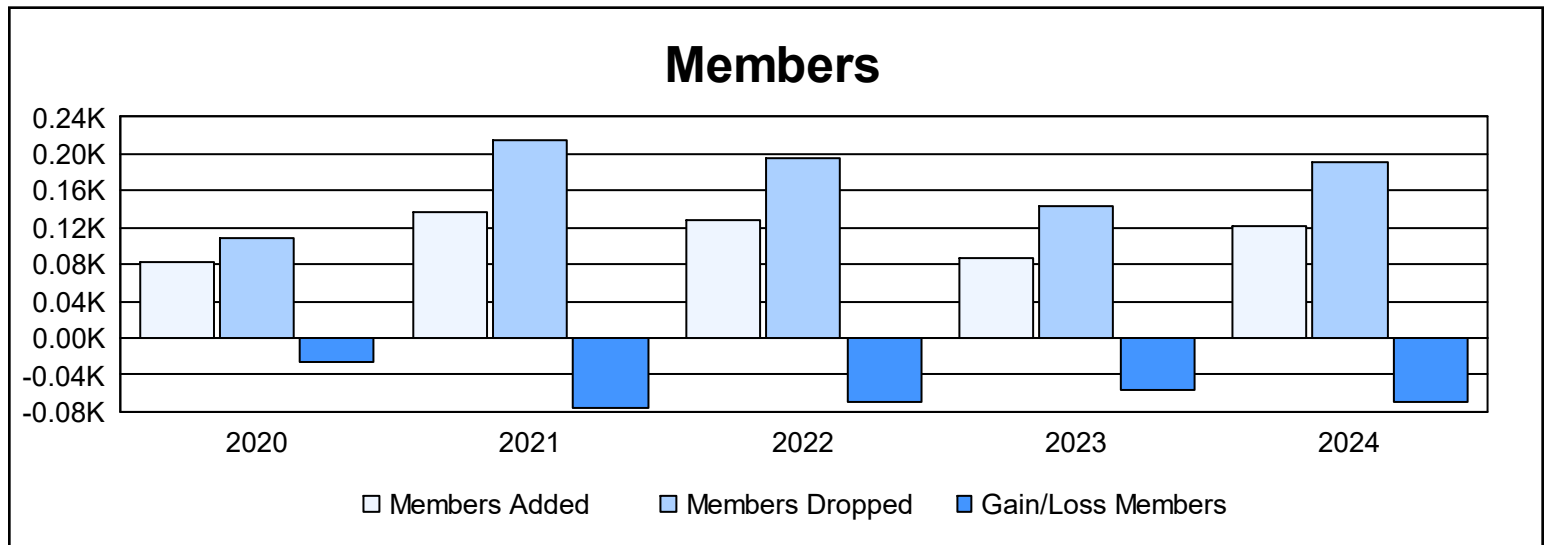
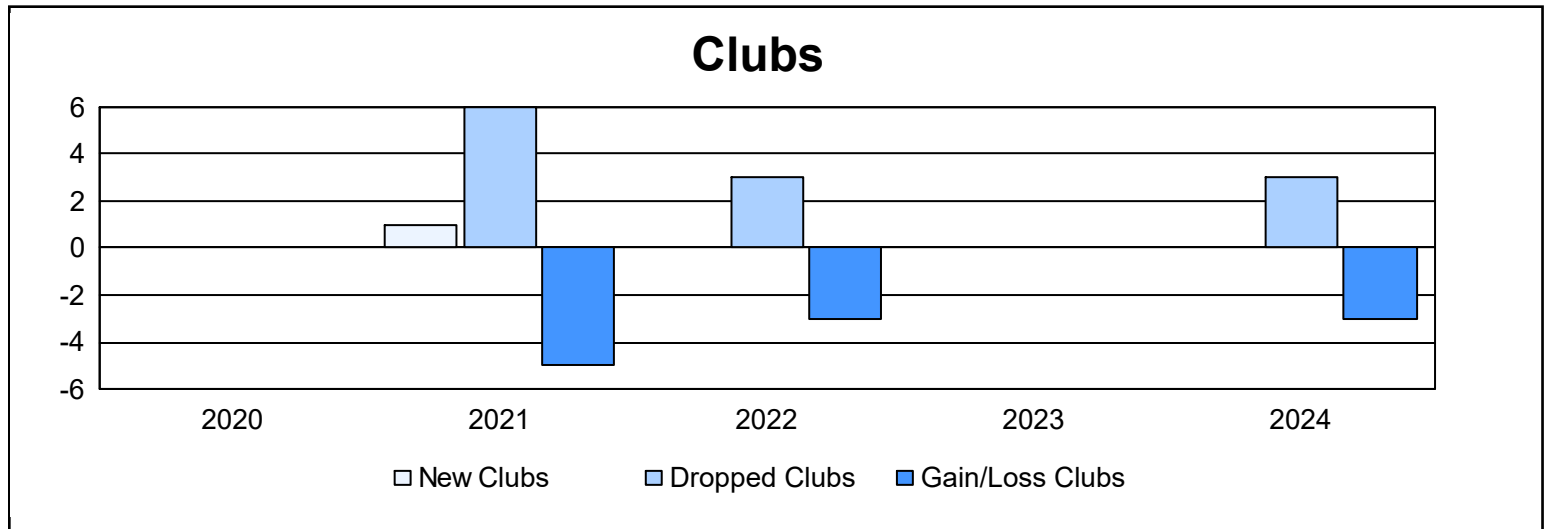
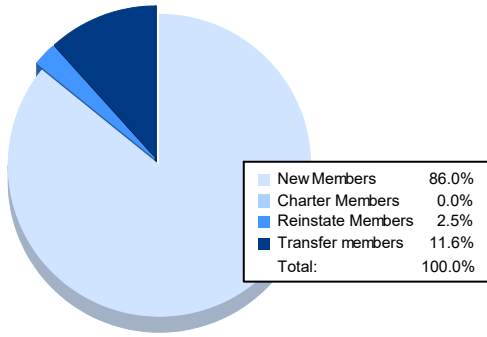


Year	New Clubs	Dropped Clubs	Gain/ Loss Clubs	New Members	Charter Members	Reinstate Members	Transfer Members	Total Member Added	Total Members Dropped	Gain/ Loss Members
2019-2020	0	0	0	72	0	9	1	82	108	-26
2020-2021	1	6	-5	69	38	6	24	137	214	-77
2021-2022	0	3	-3	118	1	3	5	127	196	-69
2022-2023	0	0	0	78	0	7	1	86	143	-57
2023-2024	0	3	-3	104	0	3	14	121	190	-69
<b>Average</b>	<b>0</b>	<b>2</b>	<b>-2</b>	<b>88</b>	<b>8</b>	<b>6</b>	<b>9</b>	<b>111</b>	<b>170</b>	<b>-60</b>



### Membership Composition June 2024 Cumulative



### Gender Composition June 2024 Cumulative

