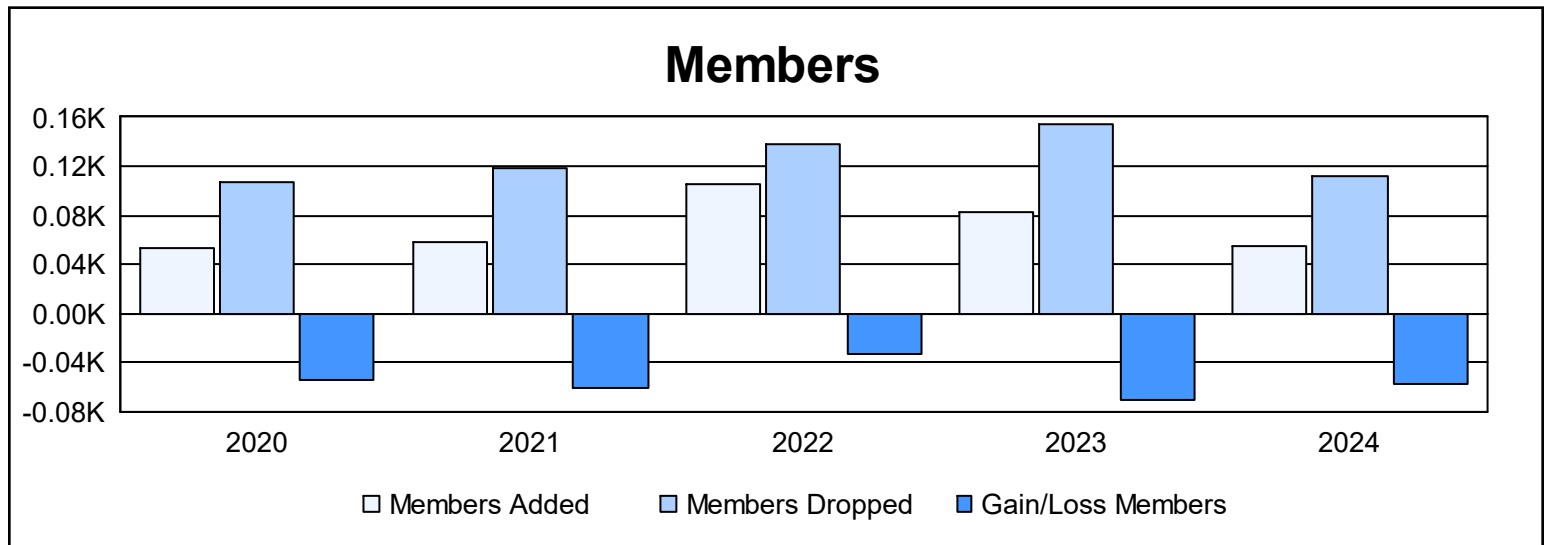
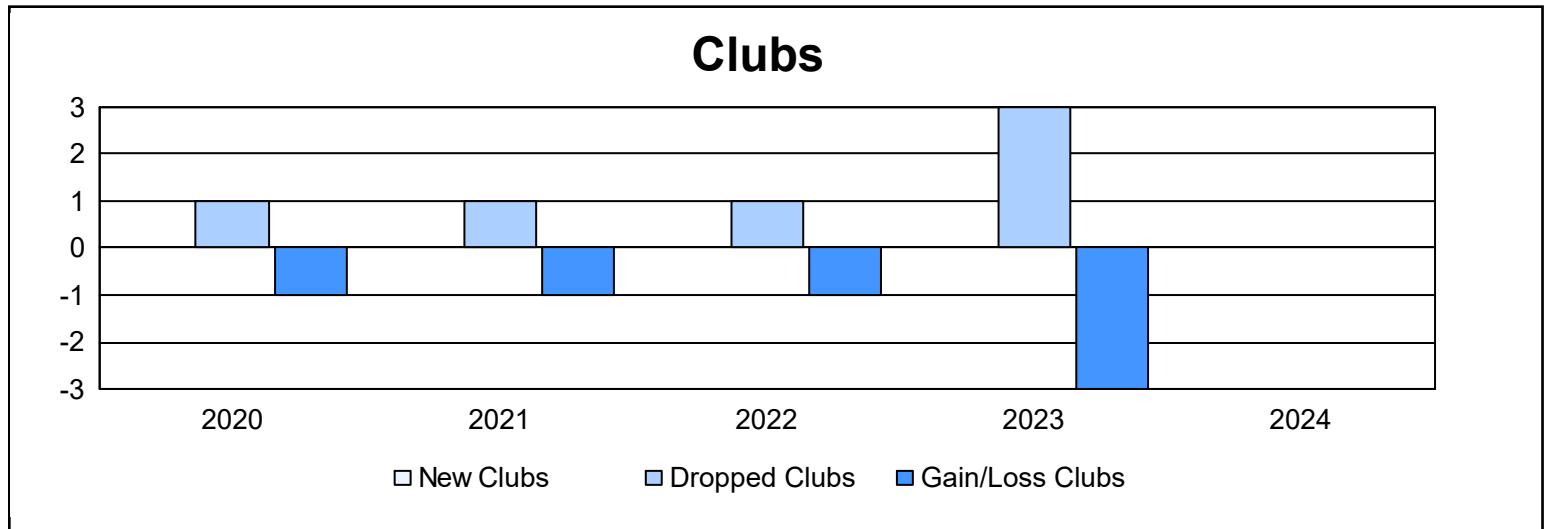
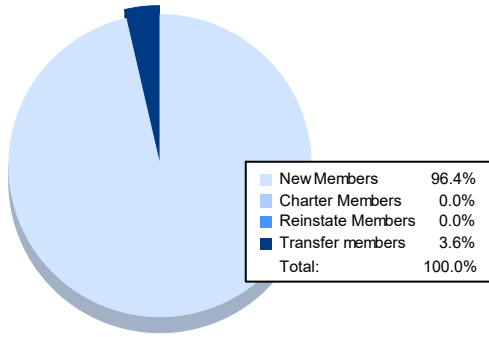


| Year | New Clubs | Dropped Clubs | Gain/ Loss Clubs | New Members | Charter Members | Reinstate Members | Transfer Members | Total Member Added | Total Members Dropped | Gain/ Loss Members |
|----------------|-----------|---------------|------------------|-------------|-----------------|-------------------|------------------|--------------------|-----------------------|--------------------|
| 2019-2020 | 0 | 1 | -1 | 49 | 0 | 4 | 0 | 53 | 107 | -54 |
| 2020-2021 | 0 | 1 | -1 | 52 | 0 | 5 | 1 | 58 | 118 | -60 |
| 2021-2022 | 0 | 1 | -1 | 95 | 0 | 7 | 3 | 105 | 138 | -33 |
| 2022-2023 | 0 | 3 | -3 | 72 | 0 | 6 | 5 | 83 | 154 | -71 |
| 2023-2024 | 0 | 0 | 0 | 53 | 0 | 0 | 2 | 55 | 112 | -57 |
| Average | 0 | 1 | -1 | 64 | 0 | 4 | 2 | 71 | 126 | -55 |



Membership Composition June 2024 Cumulative



Gender Composition June 2024 Cumulative

