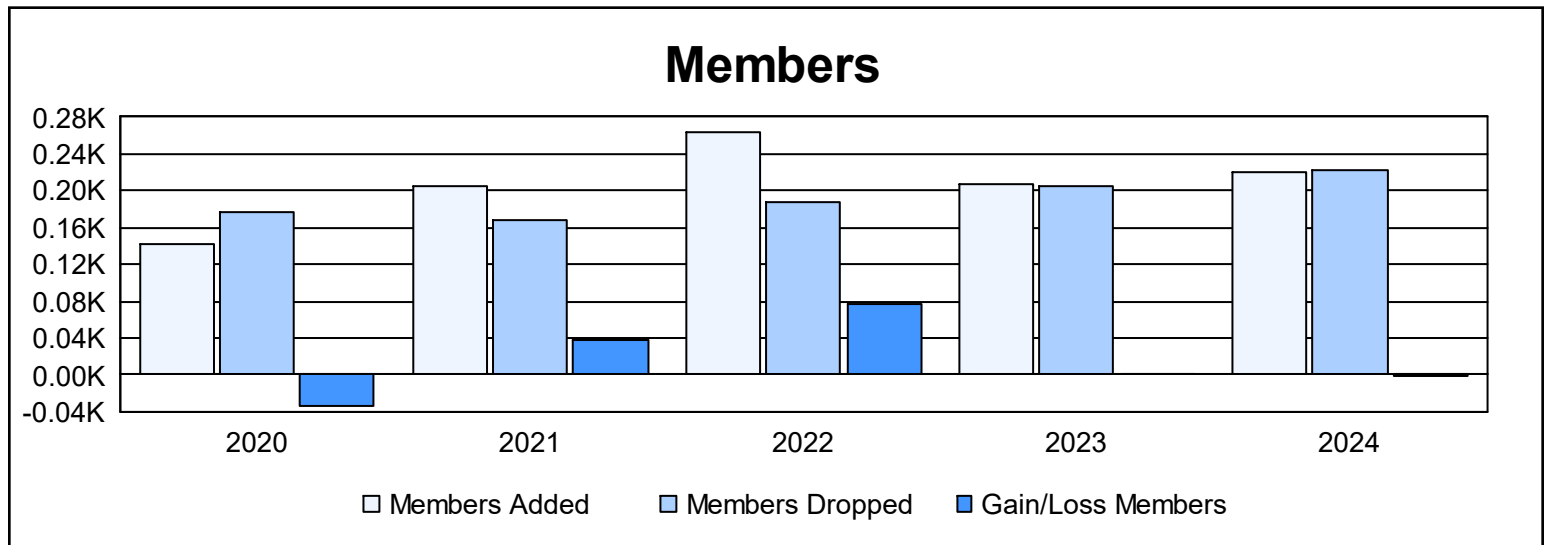
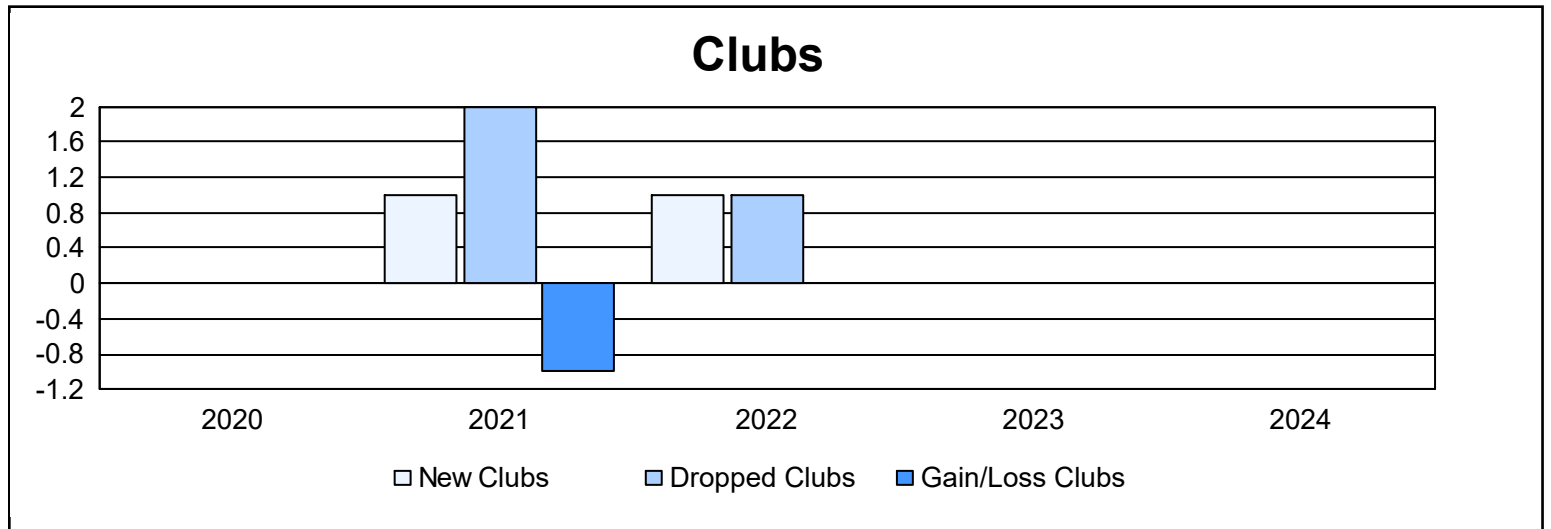
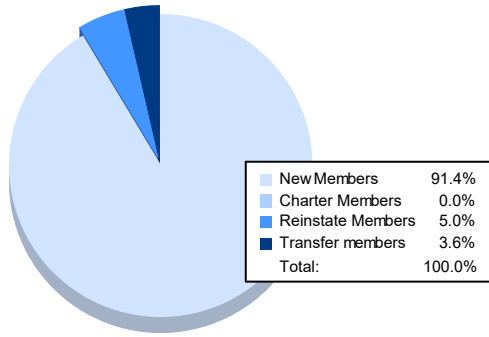


Year	New Clubs	Dropped Clubs	Gain/ Loss Clubs	New Members	Charter Members	Reinstate Members	Transfer Members	Total Member Added	Total Members Dropped	Gain/ Loss Members
2019-2020	0	0	0	131	1	5	6	143	176	-33
2020-2021	1	2	-1	183	13	3	7	206	168	38
2021-2022	1	1	0	239	12	6	6	263	187	76
2022-2023	0	0	0	190	0	8	9	207	206	1
2023-2024	0	0	0	202	0	11	8	221	223	-2
<b>Average</b>	<b>0</b>	<b>1</b>	<b>0</b>	<b>189</b>	<b>5</b>	<b>7</b>	<b>7</b>	<b>208</b>	<b>192</b>	<b>16</b>



### Membership Composition June 2024 Cumulative



### Gender Composition June 2024 Cumulative

