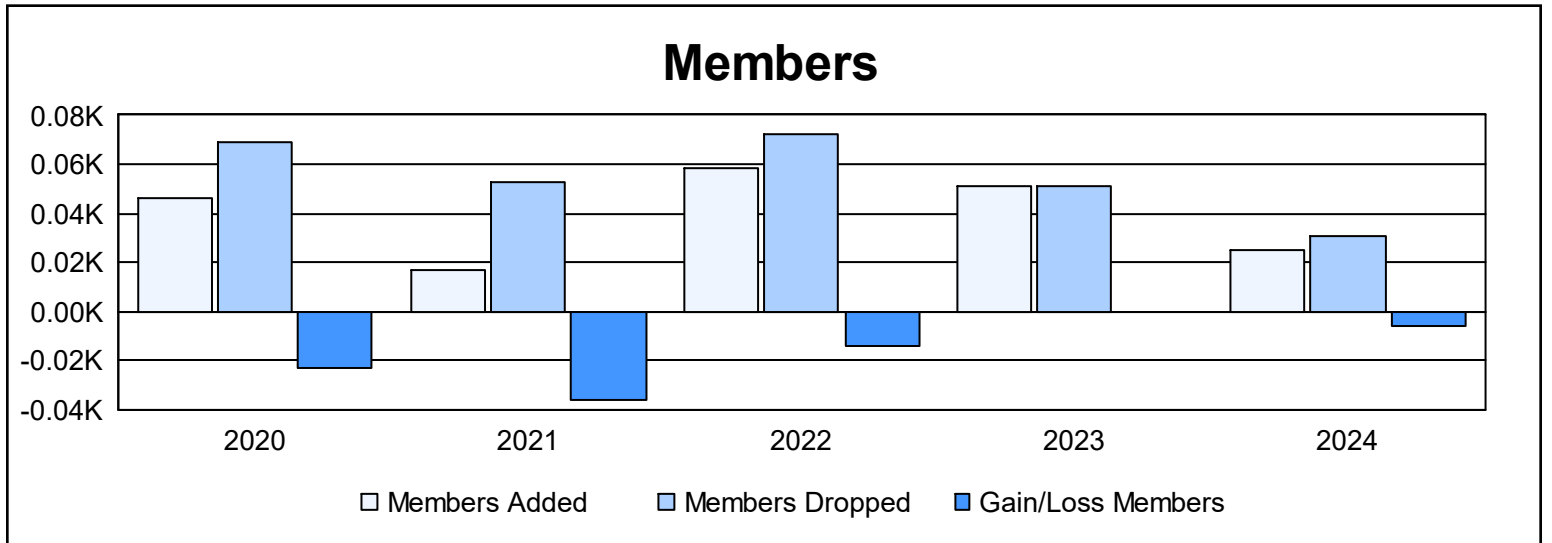
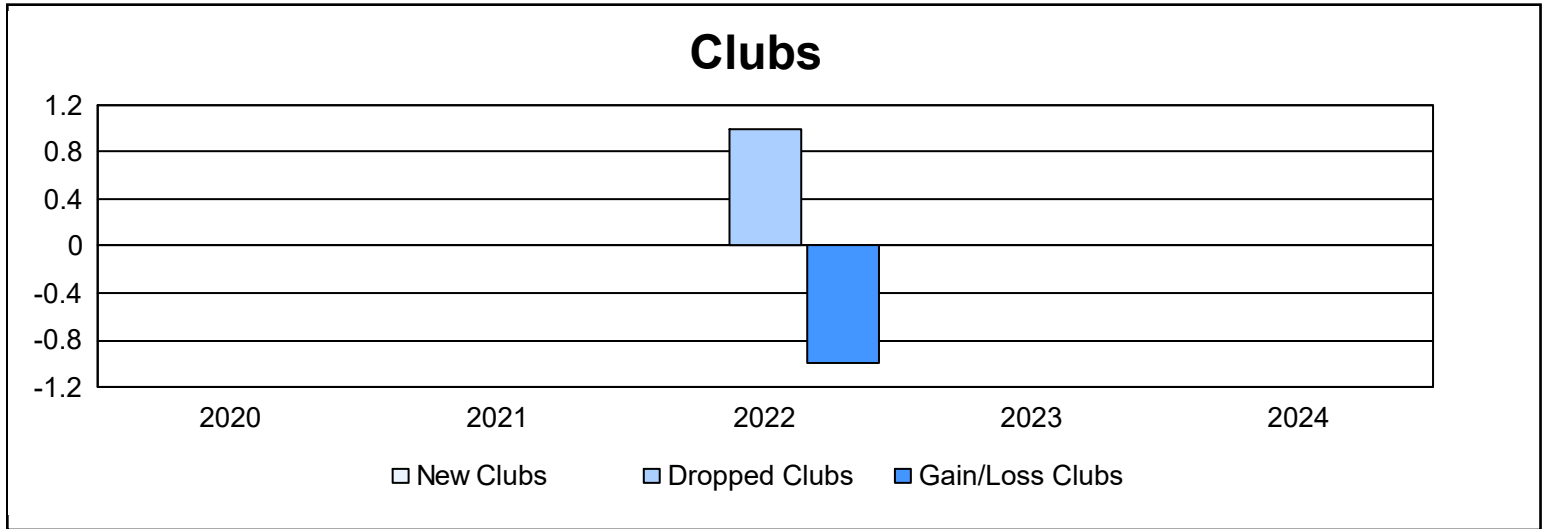
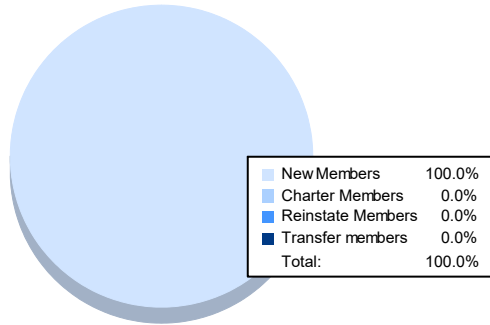


Year	New Clubs	Dropped Clubs	Gain/ Loss Clubs	New Members	Charter Members	Reinstate Members	Transfer Members	Total Member Added	Total Members Dropped	Gain/ Loss Members
2019-2020	0	0	0	44	1	0	1	46	69	-23
2020-2021	0	0	0	16	0	0	1	17	53	-36
2021-2022	0	1	-1	49	0	5	4	58	72	-14
2022-2023	0	0	0	49	0	2	0	51	51	0
2023-2024	0	0	0	25	0	0	0	25	31	-6
<b>Average</b>	<b>0</b>	<b>0</b>	<b>0</b>	<b>37</b>	<b>0</b>	<b>1</b>	<b>1</b>	<b>39</b>	<b>55</b>	<b>-16</b>



### Membership Composition June 2024 Cumulative



### Gender Composition June 2024 Cumulative

