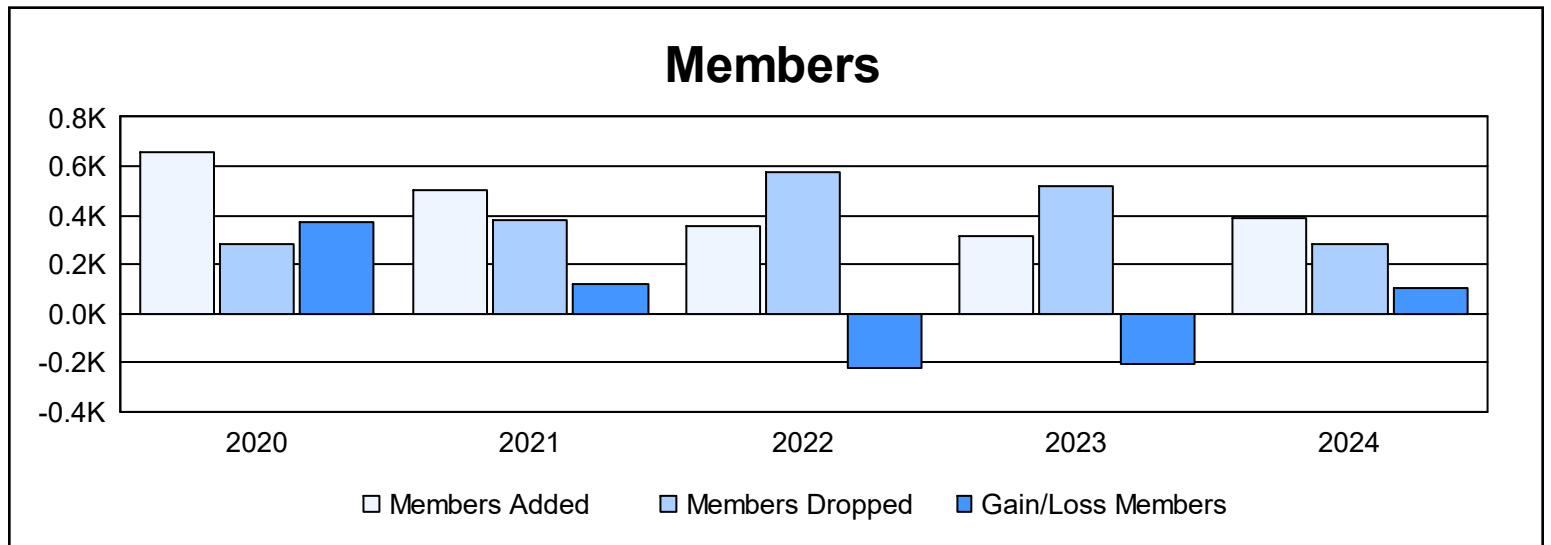
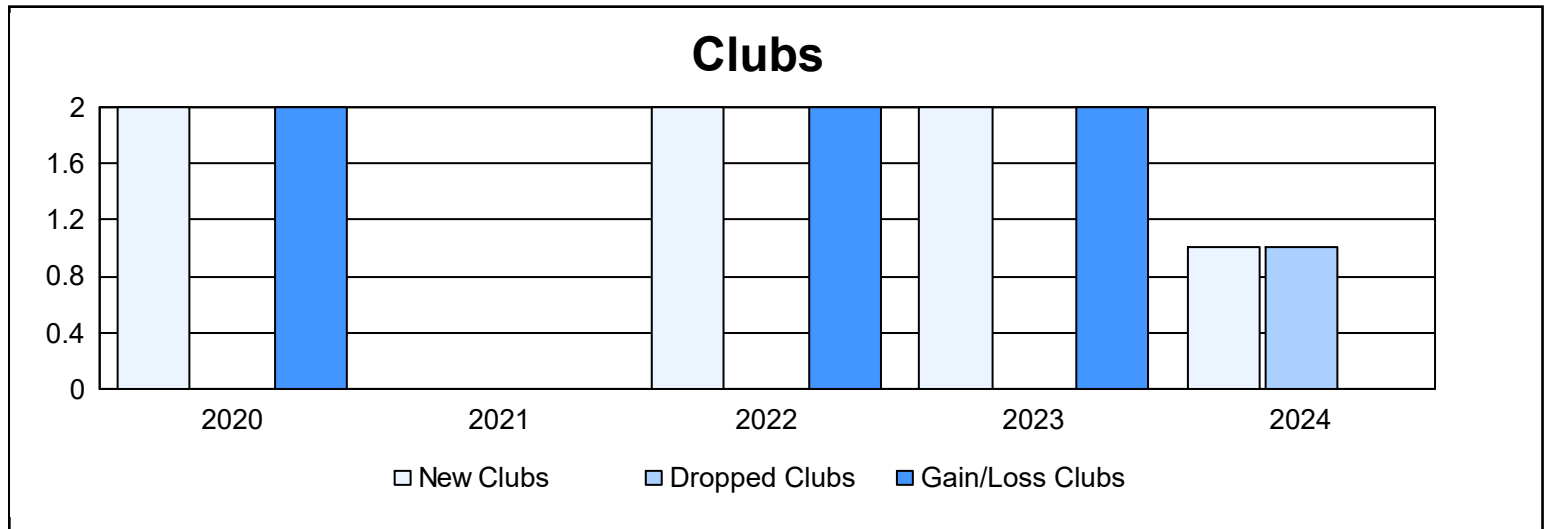
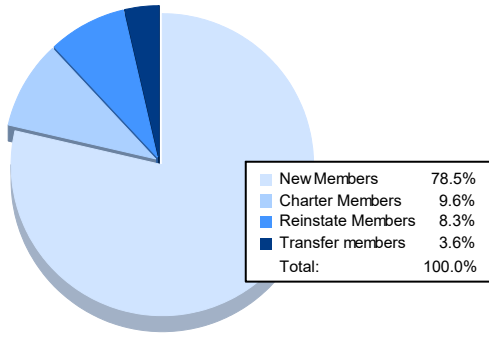


Year	New Clubs	Dropped Clubs	Gain/ Loss Clubs	New Members	Charter Members	Reinstate Members	Transfer Members	Total Member Added	Total Members Dropped	Gain/ Loss Members
2019-2020	2	0	2	470	82	92	11	655	279	376
2020-2021	0	0	0	464	4	16	16	500	381	119
2021-2022	2	0	2	223	79	28	26	356	575	-219
2022-2023	2	0	2	208	72	18	16	314	518	-204
2023-2024	1	1	0	303	37	32	14	386	282	104
<b>Average</b>	<b>1</b>	<b>0</b>	<b>1</b>	<b>334</b>	<b>55</b>	<b>37</b>	<b>17</b>	<b>442</b>	<b>407</b>	<b>35</b>



### Membership Composition June 2024 Cumulative



### Gender Composition June 2024 Cumulative

